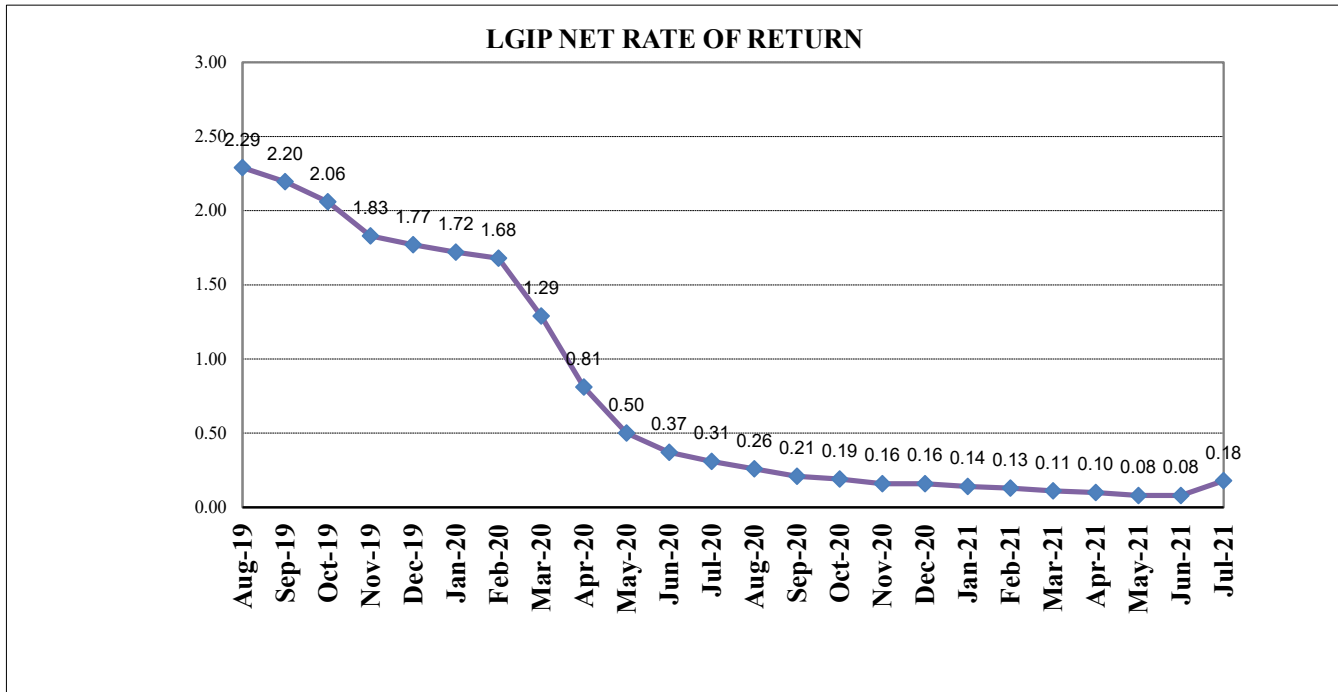


**WASHINGTON STATE  
LOCAL GOVERNMENT INVESTMENT POOL  
July 31, 2021**

Investment Type	Average Balance	Jul-21	Average Balance	2021
	<u>Jul-21</u>	<u>Percentage</u>	<u>CY 2021</u>	<u>Percentage</u>
Agency Bullets	164,999,938.33	0.74%	74,716,927.16	0.34%
Agency Discount Notes	993,320,647.56	4.42%	794,311,039.48	3.64%
Agency Floating Rate Notes	2,329,241,136.60	10.38%	2,484,033,939.69	11.39%
Agency Variable Rate Notes	199,957,269.65	0.89%	213,849,273.96	0.98%
Certificates of Deposit	107,595,833.33	0.48%	139,275,943.39	0.64%
IB Bank Deposit	2,155,100,032.11	9.60%	2,287,699,339.82	10.49%
Repurchase Agreements	764,166,666.67	3.40%	535,259,433.95	2.45%
SOFR Floating Rate Notes	0.00	0.00%	0.00	0.00%
Supras - Bullets	266,150,345.64	1.19%	184,134,318.00	0.84%
Supras - Discount Notes	99,998,111.11	0.45%	134,406,681.34	0.62%
Supras- Floating Rate Notes	0.00	0.00%	0.00	0.00%
Supras - Variables	0.00	0.00%	0.00	0.00%
Term Repurchase Agreements	523,333,333.33	2.33%	509,905,660.38	2.34%
U.S. Treasury Securities	13,797,186,329.18	61.46%	13,432,233,776.67	61.57%
US Treasury Floating Rate Notes	1,047,829,848.58	4.67%	1,027,109,957.62	4.71%
<b>Total Avg Daily Balance</b>	<b>22,448,879,492.08</b>	<b>100.00%</b>	<b>21,816,936,291.47</b>	<b>100.00%</b>

Avg Days to Maturity 36 days



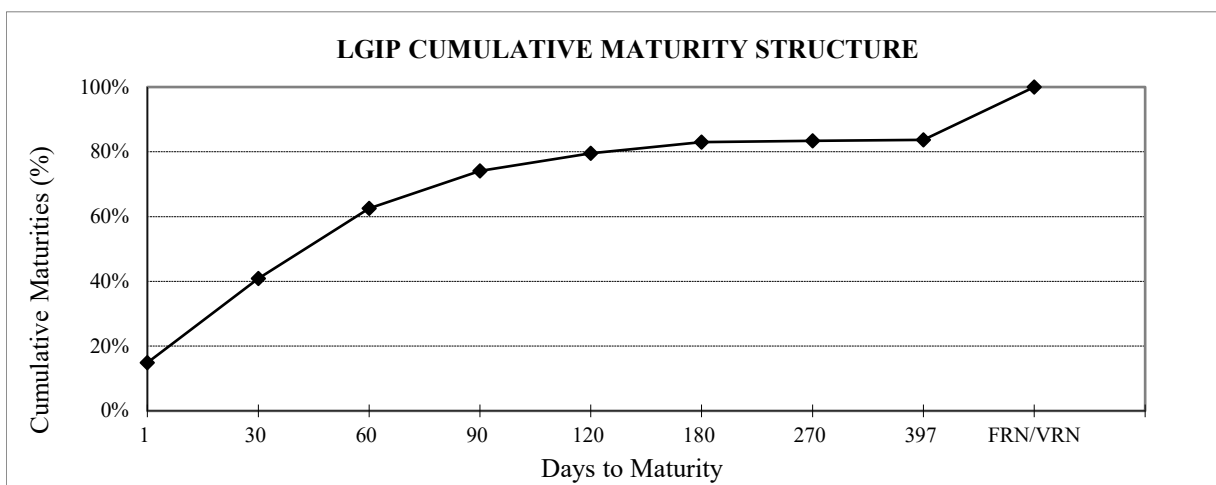
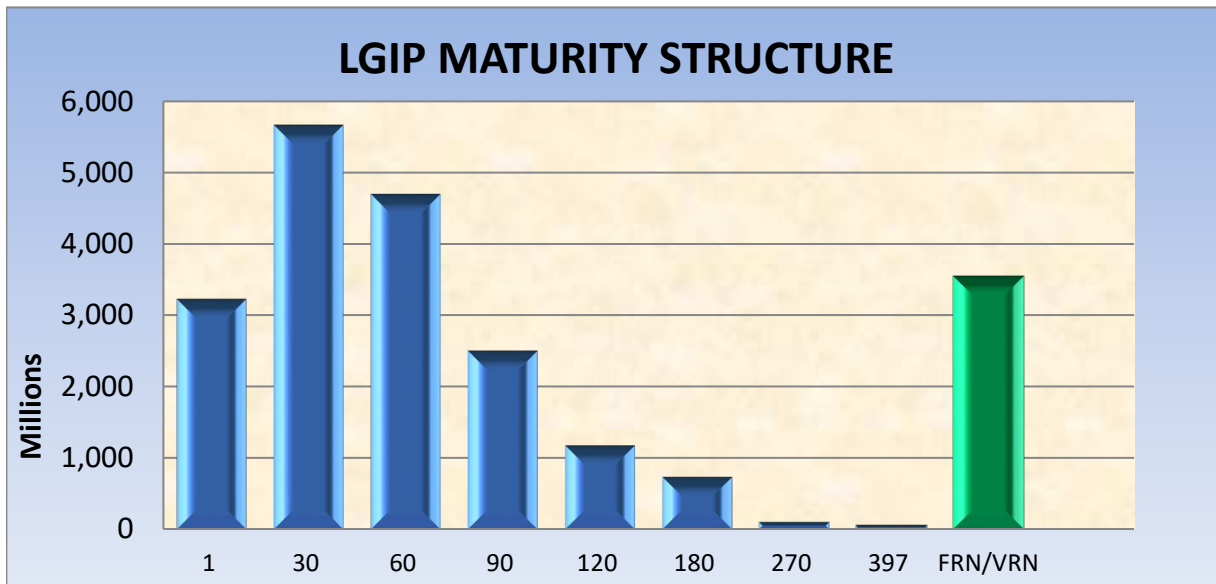
\* Rates are calculated on a 365-day basis

**WASHINGTON STATE  
LOCAL GOVERNMENT INVESTMENT POOL  
July 31, 2021**

<u>DAYS TO MATURITY</u>	<u>\$ MATURING (PAR VALUE)*</u>	<u>% MATURING</u>	<u>CUMULATIVE % MATURING</u>
1	3,233.50	14.9%	14.9%
2-30	5,665.00	26.1%	40.9%
31-60	4,699.85	21.6%	62.5%
61-90	2,513.82	11.6%	74.1%
91-120	1,186.84	5.5%	79.6%
121-180	741.63	3.4%	83.0%
181-270	100.00	0.5%	83.4%
271-397	50.00	0.2%	83.7%
FRN/VRN	3,551.81	16.3%	100.0%

**PORTFOLIO TOTAL:** 21,742.45

\* Amounts in millions of dollars





MIKE PELLICCIOTTI  
State Treasurer

State of Washington  
Office of the Treasurer  
Local Government Investment Pool

---

August 1, 2021

**TO:** LGIP Participants

**FROM:** Jim Rosenkoetter  
Deputy Treasurer or Investments

**SUBJECT: GSE Bonds Antitrust Litigation**

---

The LGIP had a higher than expected earning yield in July due to a class action settlement. The LGIP received proceeds from the GSE Bonds Antitrust Litigation in the amount of \$2,022,658.98. These proceeds were distributed to participants. The class action was filed on behalf of all persons or entities who transacted in Fannie Mae or Freddie Mac bonds during the period of at least January 1, 2009 through January 1, 2019 with a Defendant, where such persons or entities were domiciled in the United States or its territories. The complaint alleges that Defendants thus colluded to manipulate prices in the secondary market to extract supra-competitive profits for themselves at the expense of Plaintiffs and Class members. For more information about this class action settlement, please visit [GSE Bonds Antitrust Litigation \(gsebondantitrustsettlement.com\)](http://gsebondantitrustsettlement.com). If you have any questions please reach out to either Jim Rosenkoetter or Shawn Reed.

LGIP Contact Information:

Staci Ashe – LGIP Administrator  
Phone: 1-800-331-3284  
[Staci.Ashe@tre.wa.gov](mailto:Staci.Ashe@tre.wa.gov)