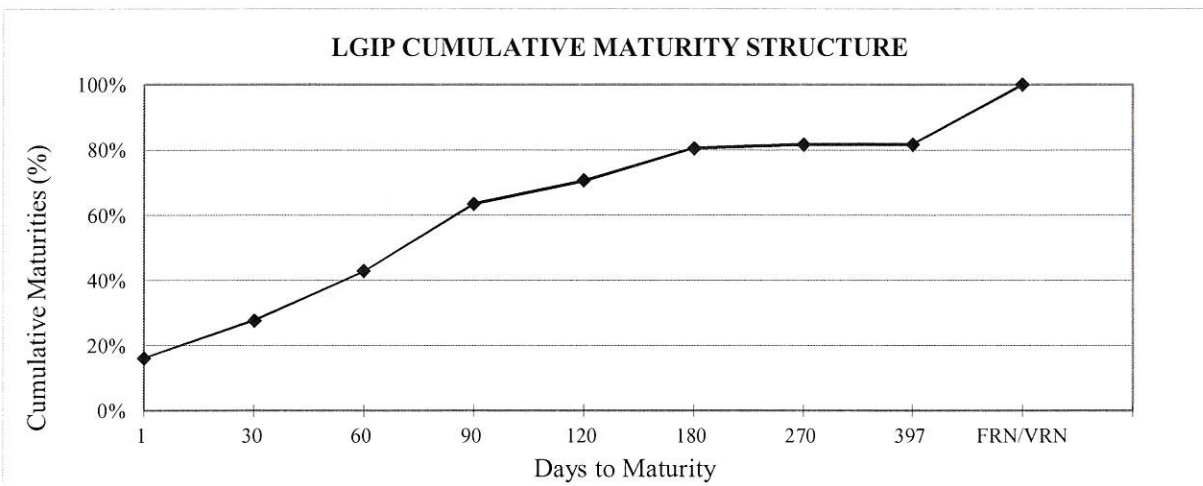
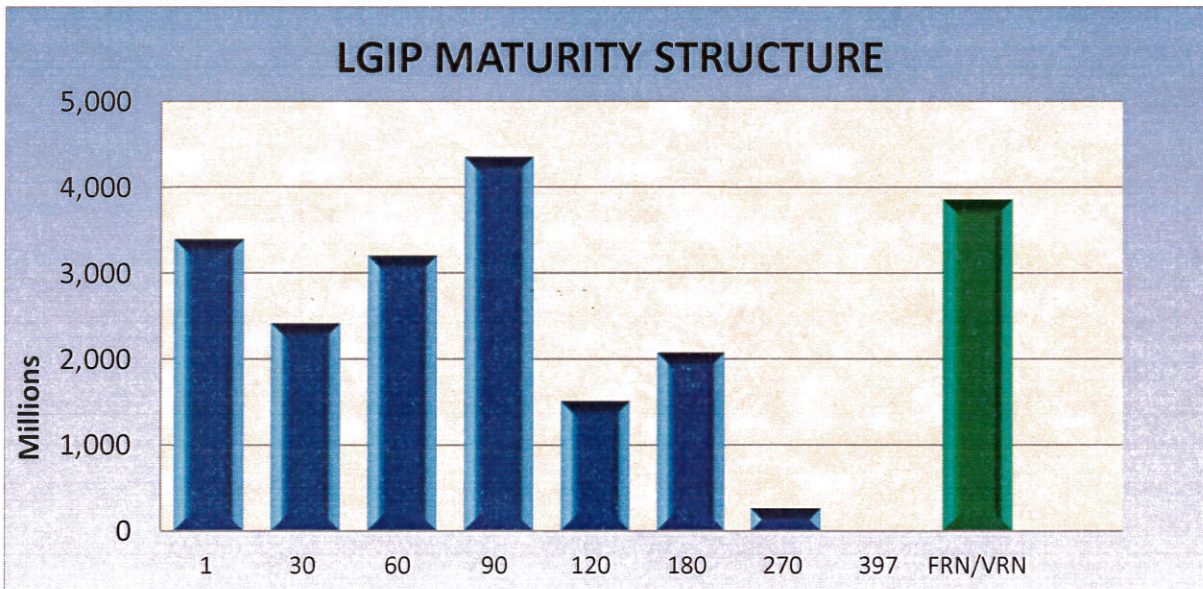


**WASHINGTON STATE
LOCAL GOVERNMENT INVESTMENT POOL
December 31, 2020**

<u>DAYS TO MATURITY</u>	<u>\$ MATURING (PAR VALUE)*</u>	<u>% MATURING</u>	<u>CUMULATIVE % MATURING</u>
1	3,393.35	16.1%	16.1%
2-30	2,413.19	11.5%	27.6%
31-60	3,197.14	15.2%	42.8%
61-90	4,348.80	20.7%	63.5%
91-120	1,506.63	7.2%	70.7%
121-180	2,071.50	9.9%	80.5%
181-270	250.00	1.2%	81.7%
271-397	0.00	0.0%	81.7%
FRN/VRN	3,849.30	18.3%	100.0%

PORTFOLIO TOTAL: 21,029.91

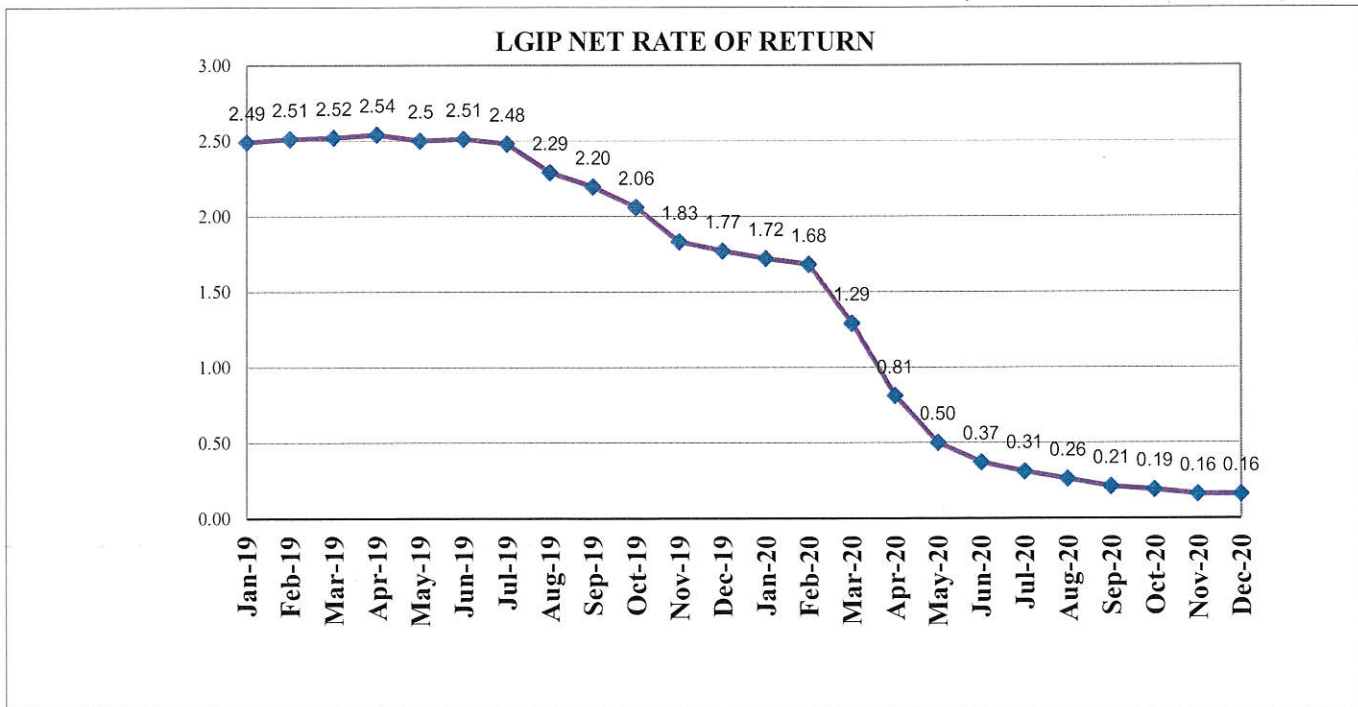
* Amounts in millions of dollars



**WASHINGTON STATE
LOCAL GOVERNMENT INVESTMENT POOL
December 31, 2020**

Investment Type	Average Balance Dec-20	Dec-20 Percentage	Average Balance CY 2020	2020 Percentage
Agency Discount Notes	209,632,987.99	0.96%	970,431,366.26	4.74%
Agency Floating Rate Notes	2,591,129,996.76	11.80%	2,280,956,605.15	11.15%
Agency Variable Rate Notes	293,451,013.69	1.34%	413,450,264.63	2.02%
Certificates of Deposit	188,000,000.00	0.86%	202,407,786.89	0.99%
IB Bank Deposit	2,422,281,140.53	11.04%	2,720,388,949.56	13.29%
Repurchase Agreements	712,903,225.80	3.25%	1,218,524,590.12	5.95%
SOFR Floating Rate Notes	0.00	0.00%	0.00	0.00%
Supras - Bullets	100,315,704.45	0.46%	52,396,128.30	0.26%
Supras - Discount Notes	227,320,870.97	1.04%	529,339,797.47	2.59%
Supras- Floating Rate Notes	0.00	0.00%	0.00	0.00%
Supras - Variables	0.00	0.00%	0.00	0.00%
Term Repurchase Agreements	361,290,322.58	1.65%	435,109,289.62	2.13%
U.S. Treasury Securities	13,806,796,382.03	62.90%	11,088,100,846.53	54.18%
US Treasury Floating Rate Notes	1,037,563,204.98	4.73%	552,743,784.43	2.70%
Total Avg Daily Balance	21,950,684,849.77	100.00%	20,463,849,408.97	100.00%

Avg Days to Maturity 49 days



* Rates are calculated on a 365-day basis