

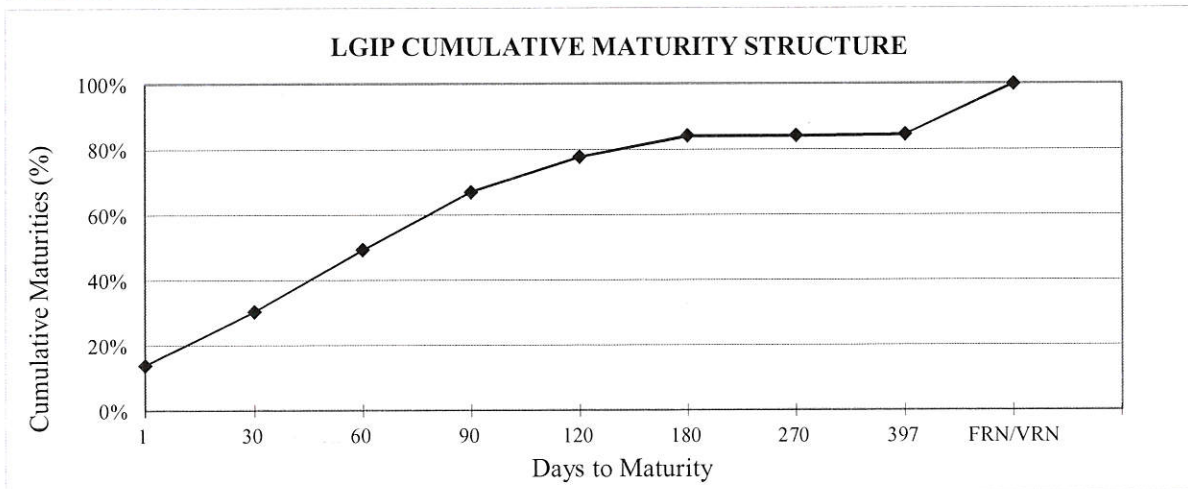
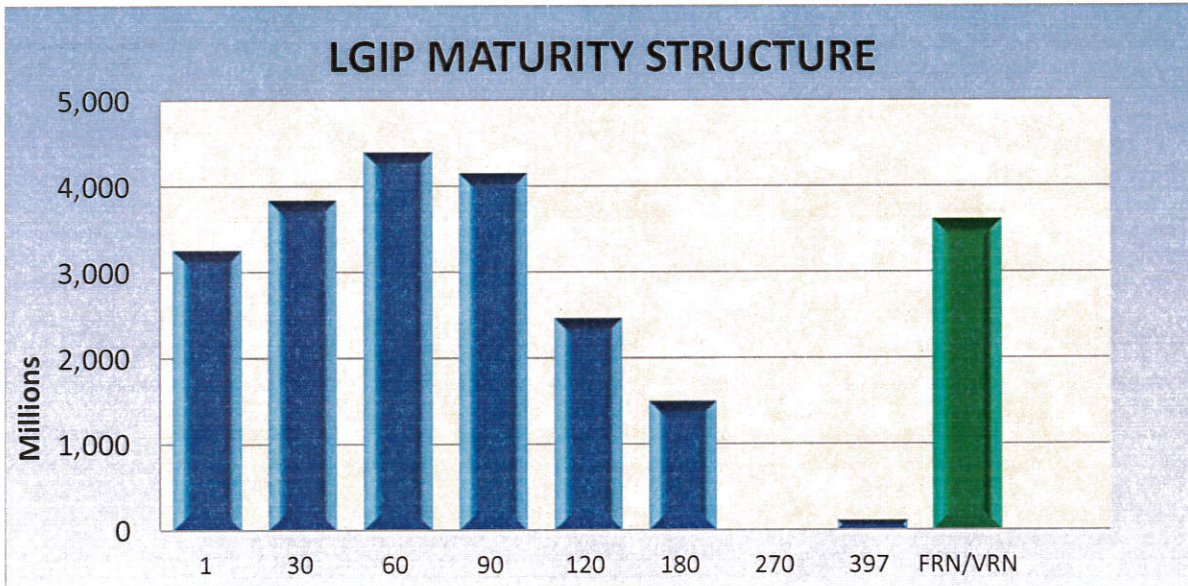
**WASHINGTON STATE  
LOCAL GOVERNMENT INVESTMENT POOL  
April 30, 2021**

<u>DAYS TO MATURITY</u>	<u>\$ MATURING (PAR VALUE)*</u>	<u>% MATURING</u>	<u>CUMULATIVE % MATURING</u>
1	3,255.76	14.0%	14.0%
2-30	3,830.34	16.4%	30.4%
31-60	4,389.10	18.8%	49.3%
61-90	4,143.15	17.8%	67.0%
91-120	2,465.00	10.6%	77.6%
121-180	1,508.82	6.5%	84.1%
181-270	0.00	0.0%	84.1%
271-397	100.00	0.4%	84.5%
FRN/VRN	3,604.30	15.5%	100.0%

**PORTFOLIO TOTAL:**

23,296.47

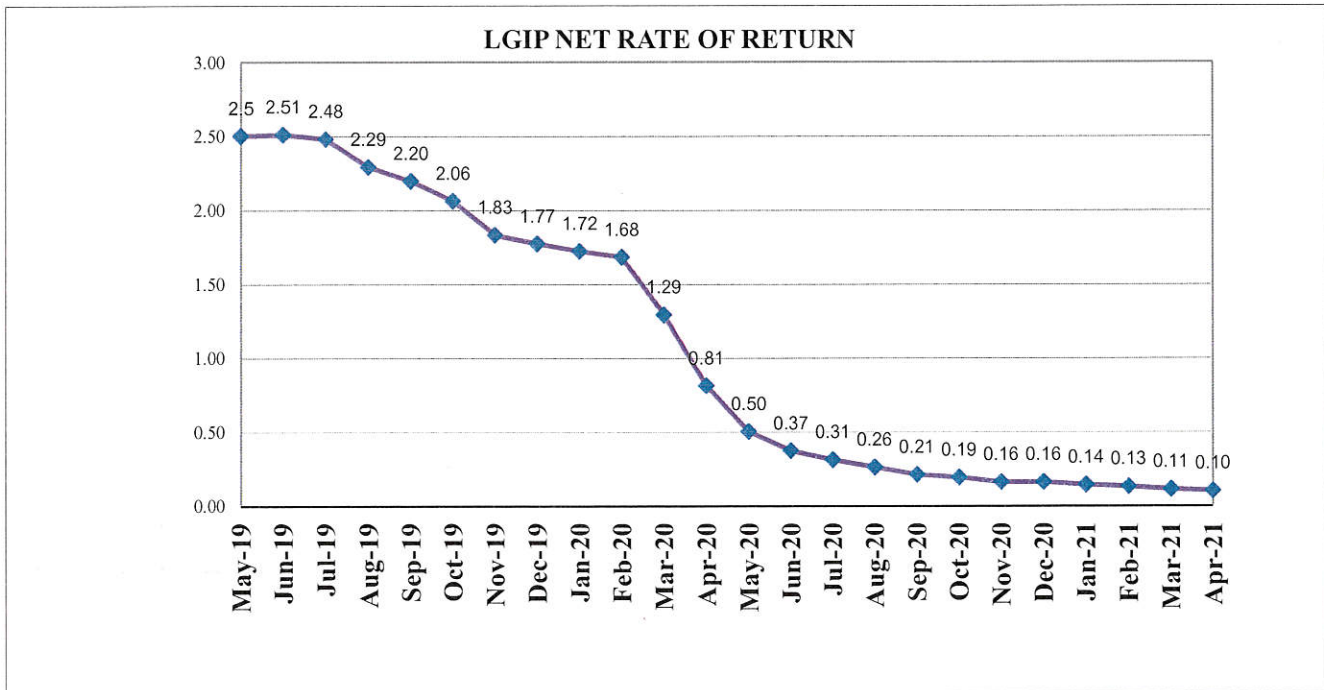
\* Amounts in millions of dollars



**WASHINGTON STATE  
LOCAL GOVERNMENT INVESTMENT POOL  
April 30, 2021**

Investment Type	Average Balance Apr-21	Apr-21 Percentage	Average Balance CY 2021	2021 Percentage
Agency Bullets	21,999,975.83	0.10%	5,499,993.96	0.03%
Agency Discount Notes	776,634,576.35	3.69%	404,975,985.79	1.96%
Agency Floating Rate Notes	2,454,224,194.46	11.65%	2,521,046,588.70	12.21%
Agency Variable Rate Notes	199,933,962.18	0.95%	224,505,635.31	1.09%
Certificates of Deposit	153,666,666.67	0.73%	161,500,000.00	0.78%
IB Bank Deposit	2,314,212,054.72	10.99%	2,399,007,814.15	11.61%
Repurchase Agreements	464,166,666.67	2.20%	559,583,333.33	2.71%
SOFR Floating Rate Notes	0.00	0.00%	0.00	0.00%
Supras - Bullets	227,205,276.82	1.08%	99,194,429.72	0.48%
Supras - Discount Notes	149,977,500.00	0.71%	149,954,987.50	0.73%
Supras- Floating Rate Notes	0.00	0.00%	0.00	0.00%
Supras - Variables	0.00	0.00%	0.00	0.00%
Term Repurchase Agreements	726,666,666.67	3.45%	519,166,666.67	2.51%
U.S. Treasury Securities	12,528,492,147.30	59.48%	12,555,373,526.83	60.78%
US Treasury Floating Rate Notes	1,047,094,823.12	4.97%	1,055,891,246.79	5.11%
<b>Total Avg Daily Balance</b>	<b>21,064,274,510.78</b>	<b>100.00%</b>	<b>20,655,700,208.76</b>	<b>100.00%</b>

Avg Days to Maturity                      48 days



\* Rates are calculated on a 365-day basis