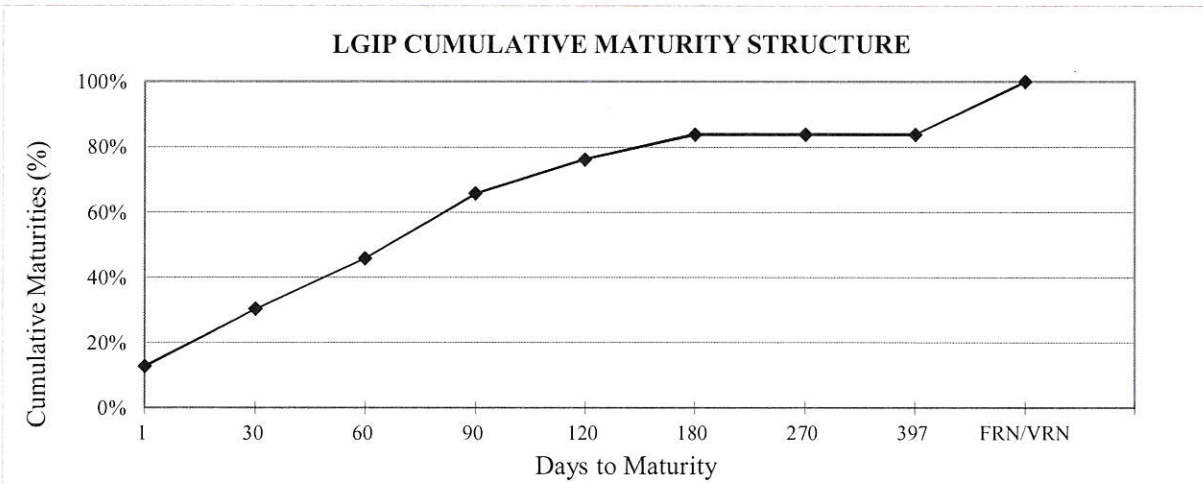
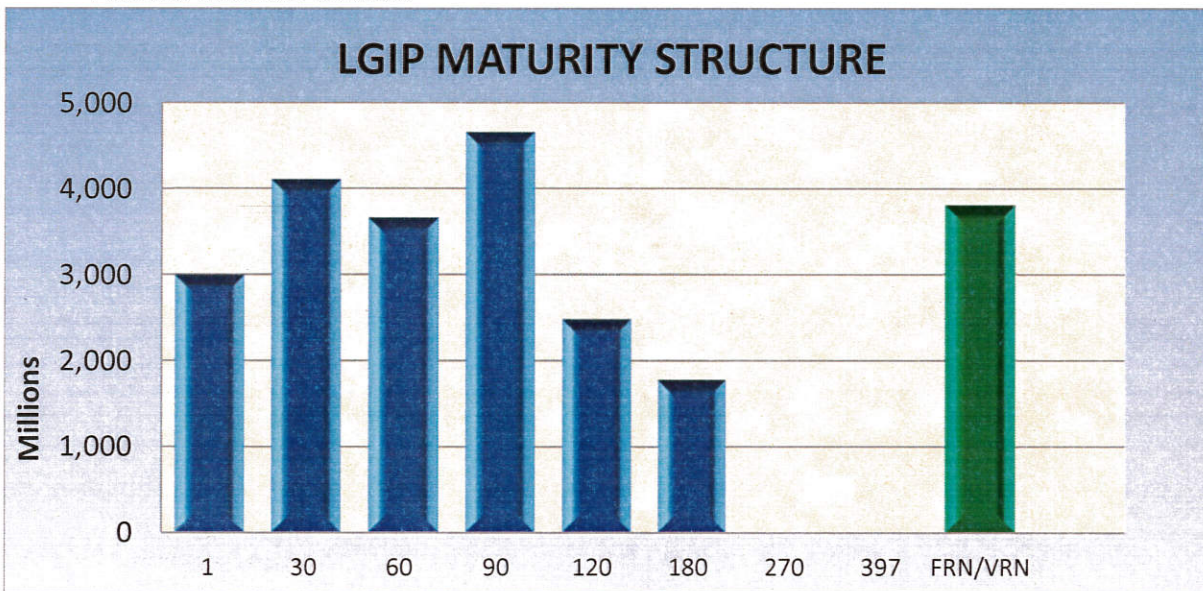


**WASHINGTON STATE
LOCAL GOVERNMENT INVESTMENT POOL
November 30, 2020**

<u>DAYS TO MATURITY</u>	<u>\$ MATURING (PAR VALUE)*</u>	<u>% MATURING</u>	<u>CUMULATIVE % MATURING</u>
1	2,984.84	12.7%	12.7%
2-30	4,100.27	17.5%	30.2%
31-60	3,654.14	15.6%	45.8%
61-90	4,649.20	19.8%	65.7%
91-120	2,471.68	10.5%	76.2%
121-180	1,768.84	7.6%	83.8%
181-270	0.00	0.0%	83.8%
271-397	0.00	0.0%	83.8%
FRN/VRN	3,799.30	16.2%	100.0%

PORTFOLIO TOTAL: 23,428.27

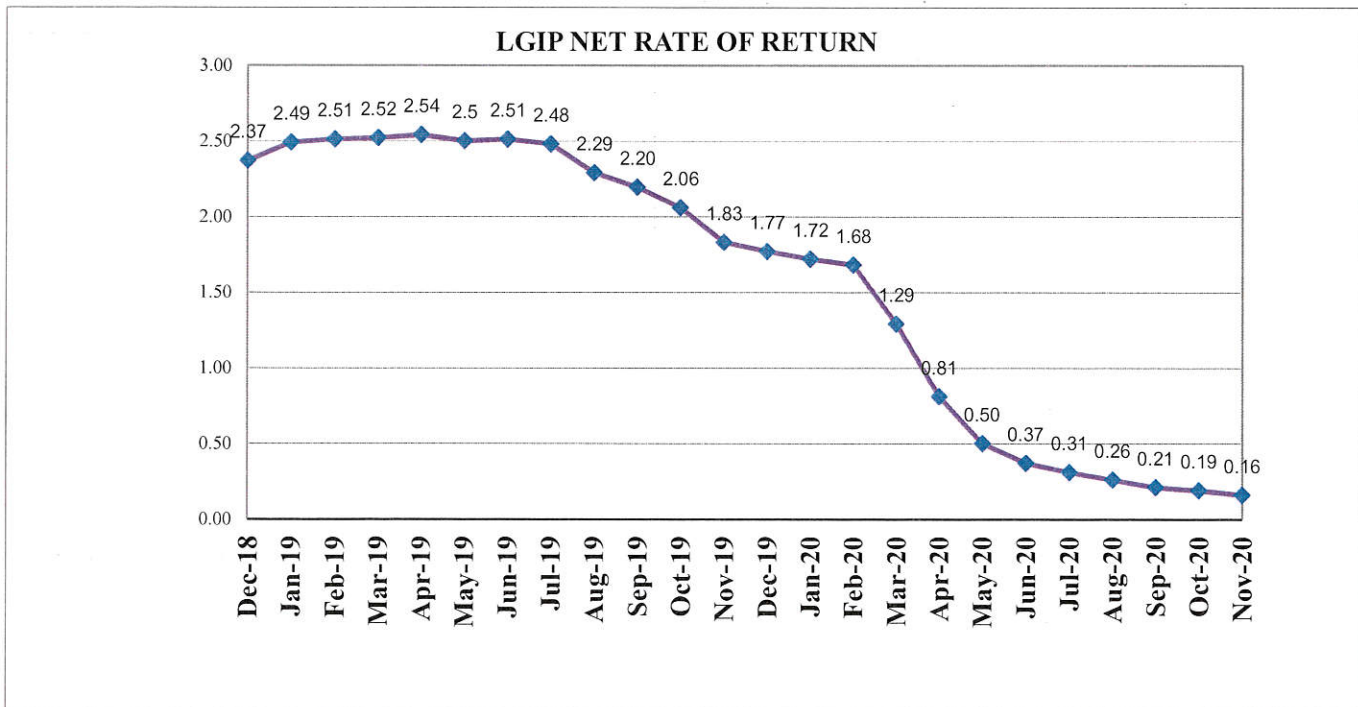
* Amounts in millions of dollars



**WASHINGTON STATE
LOCAL GOVERNMENT INVESTMENT POOL
November 30, 2020**

Investment Type	Average Balance Nov-20	Nov-20 Percentage	Average Balance CY 2020	2020 Percentage
Agency Discount Notes	349,798,523.35	1.47%	1,040,833,604.25	5.12%
Agency Floating Rate Notes	2,529,187,065.65	10.61%	2,252,253,992.79	11.08%
Agency Variable Rate Notes	299,894,857.43	1.26%	424,554,672.93	2.09%
Certificates of Deposit	188,000,000.00	0.79%	203,741,044.77	1.00%
IB Bank Deposit	2,716,260,886.02	11.39%	2,747,975,045.32	13.52%
Repurchase Agreements	1,483,333,333.33	6.22%	1,265,313,432.80	6.23%
SOFR Floating Rate Notes	0.00	0.00%	0.00	0.00%
Supras - Bullets	36,806,005.36	0.15%	47,961,779.47	0.24%
Supras - Discount Notes	214,876,841.37	0.90%	557,287,817.54	2.74%
Supras- Floating Rate Notes	0.00	0.00%	0.00	0.00%
Supras - Variables	0.00	0.00%	0.00	0.00%
Term Repurchase Agreements	930,000,000.00	3.90%	441,940,298.51	2.17%
U.S. Treasury Securities	14,134,680,822.77	59.29%	10,836,520,065.64	53.31%
US Treasury Floating Rate Notes	957,037,140.29	4.01%	507,879,897.75	2.50%
Total Avg Daily Balance	23,839,875,475.56	100.00%	20,326,261,651.78	100.00%

Avg Days to Maturity 47 days



* Rates are calculated on a 365-day basis