

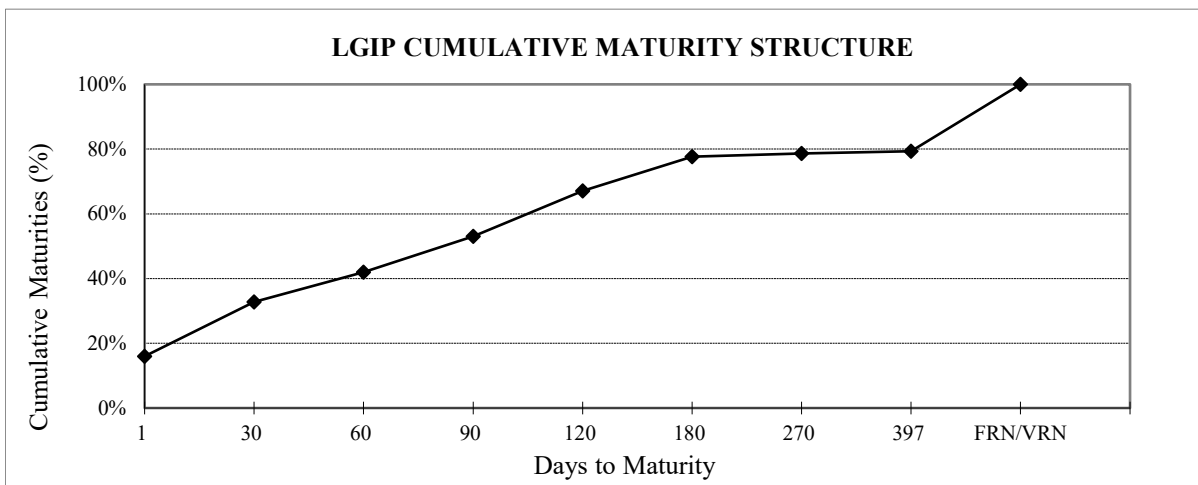
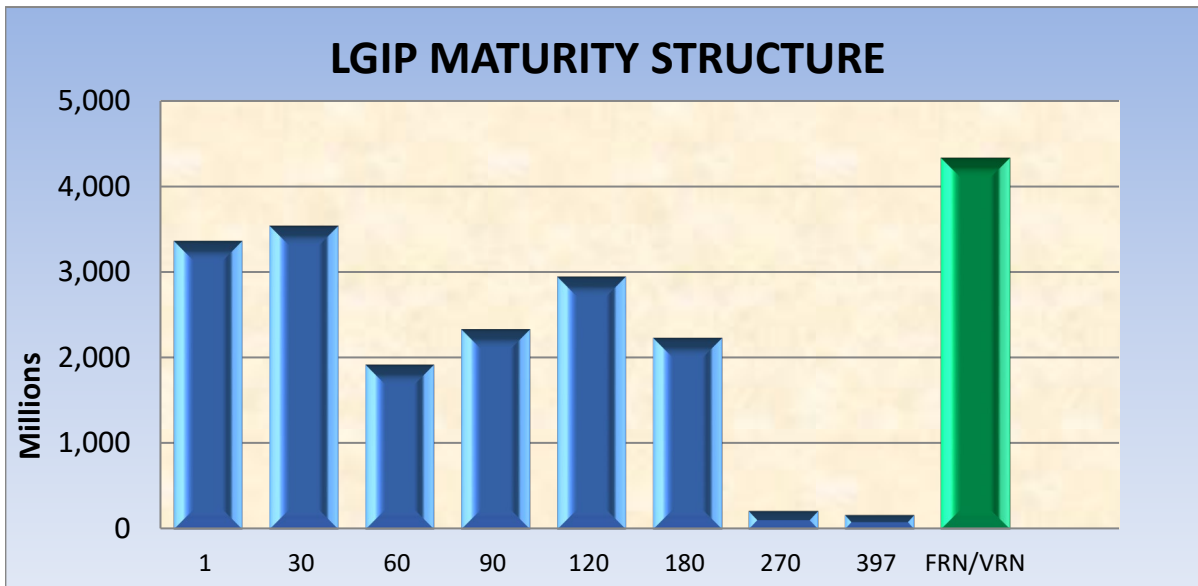
**WASHINGTON STATE
LOCAL GOVERNMENT INVESTMENT POOL
September 30, 2021**

<u>DAYS TO MATURITY</u>	<u>\$ MATURING (PAR VALUE)*</u>	<u>% MATURING</u>	<u>CUMULATIVE % MATURING</u>
1	3,357.19	16.0%	16.0%
2-30	3,533.95	16.8%	32.8%
31-60	1,919.90	9.1%	42.0%
61-90	2,332.23	11.1%	53.1%
91-120	2,941.63	14.0%	67.1%
121-180	2,233.75	10.6%	77.7%
181-270	200.00	1.0%	78.7%
271-397	150.00	0.7%	79.4%
FRN/VRN	4,333.81	20.6%	100.0%

PORTFOLIO TOTAL:

21,002.46

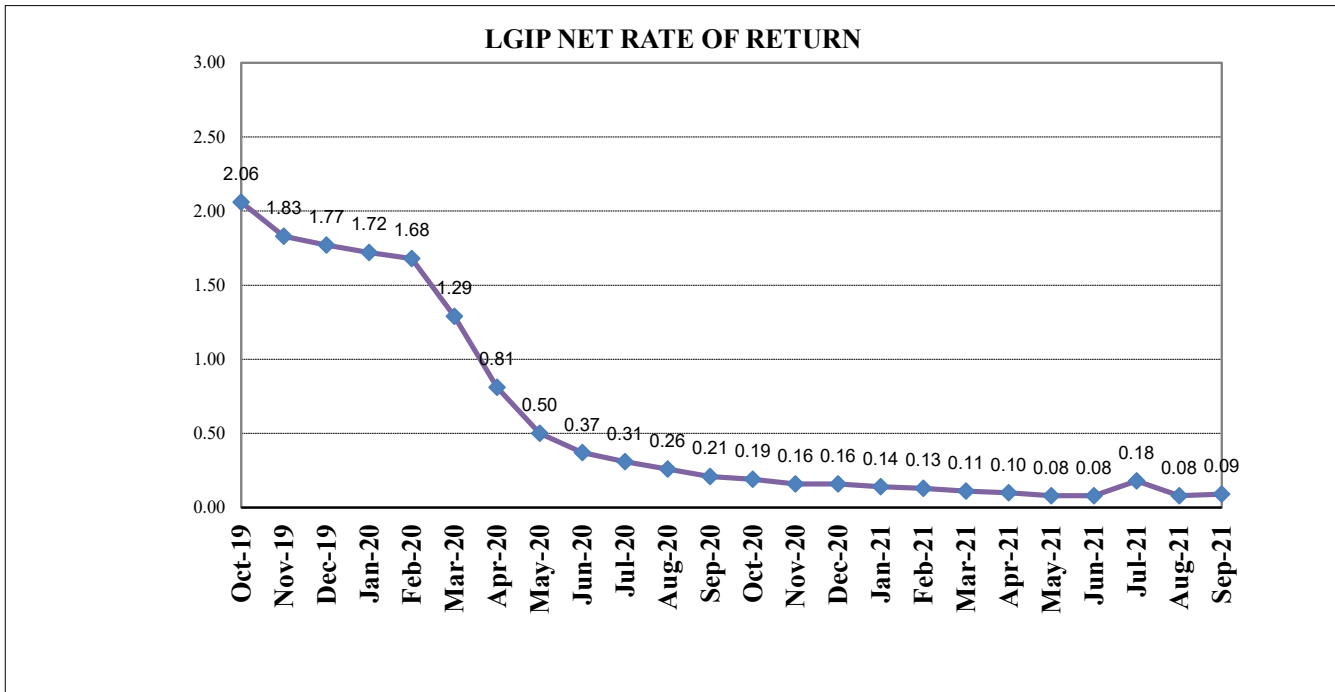
* Amounts in millions of dollars



**WASHINGTON STATE
LOCAL GOVERNMENT INVESTMENT POOL
September 30, 2021**

Investment Type	Average Balance Sep-21	Sep-21 Percentage	Average Balance CY 2021	2021 Percentage
Agency Bullets	49,999,741.89	0.23%	66,922,994.48	0.31%
Agency Discount Notes	908,056,161.47	4.20%	743,916,409.46	3.41%
Agency Floating Rate Notes	2,993,528,632.58	13.84%	2,534,166,630.94	11.62%
Agency Variable Rate Notes	199,973,584.87	0.92%	210,747,933.64	0.97%
Certificates of Deposit	86,625,000.00	0.40%	127,511,446.89	0.58%
IB Bank Deposit	2,252,495,324.95	10.41%	2,278,277,963.21	10.45%
Repurchase Agreements	951,666,666.67	4.40%	657,417,582.41	3.01%
SOFR Floating Rate Notes	0.00	0.00%	0.00	0.00%
Supras - Bullets	100,644,476.33	0.47%	165,493,169.65	0.76%
Supras - Discount Notes	99,971,000.00	0.46%	123,782,781.24	0.57%
Supras- Floating Rate Notes	0.00	0.00%	0.00	0.00%
Supras - Variables	0.00	0.00%	0.00	0.00%
Term Repurchase Agreements	323,333,333.33	1.49%	493,406,593.41	2.26%
U.S. Treasury Securities	12,619,932,139.43	58.33%	13,373,827,867.18	61.33%
US Treasury Floating Rate Notes	1,047,748,331.29	4.84%	1,031,726,017.17	4.73%
Total Avg Daily Balance	21,633,974,392.80	100.00%	21,807,197,389.69	100.00%

Avg Days to Maturity 50 days



* Rates are calculated on a 365-day basis