

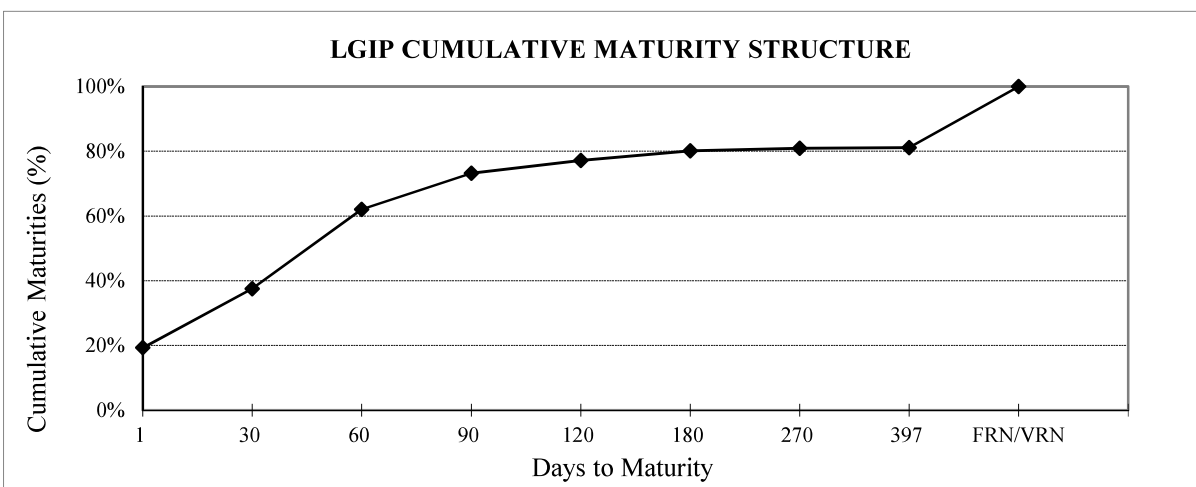
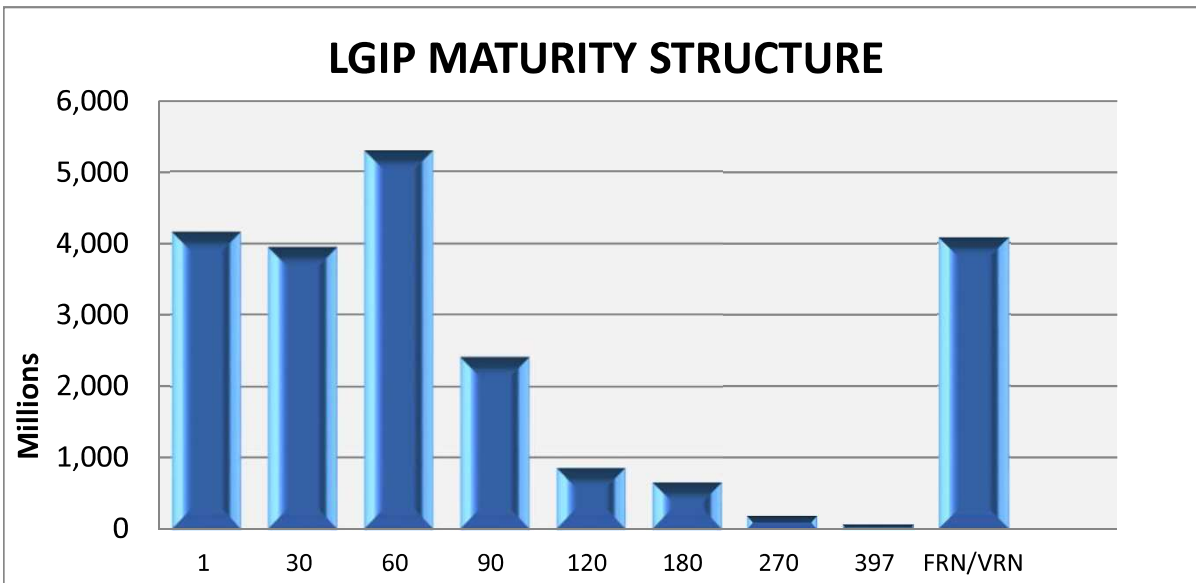
**WASHINGTON STATE
LOCAL GOVERNMENT INVESTMENT POOL
December 31, 2021**

<u>DAYS TO MATURITY</u>	<u>\$ MATURING (PAR VALUE)*</u>	<u>% MATURING</u>	<u>CUMULATIVE % MATURING</u>
1	4,162.88	19.3%	19.3%
2-30	3,948.52	18.3%	37.6%
31-60	5,291.95	24.5%	62.1%
61-90	2,409.67	11.2%	73.2%
91-120	850.00	3.9%	77.2%
121-180	650.00	3.0%	80.2%
181-270	160.00	0.7%	80.9%
271-397	50.00	0.2%	81.1%
FRN/VRN	4,071.81	18.9%	100.0%

PORTFOLIO TOTAL:

21,594.83

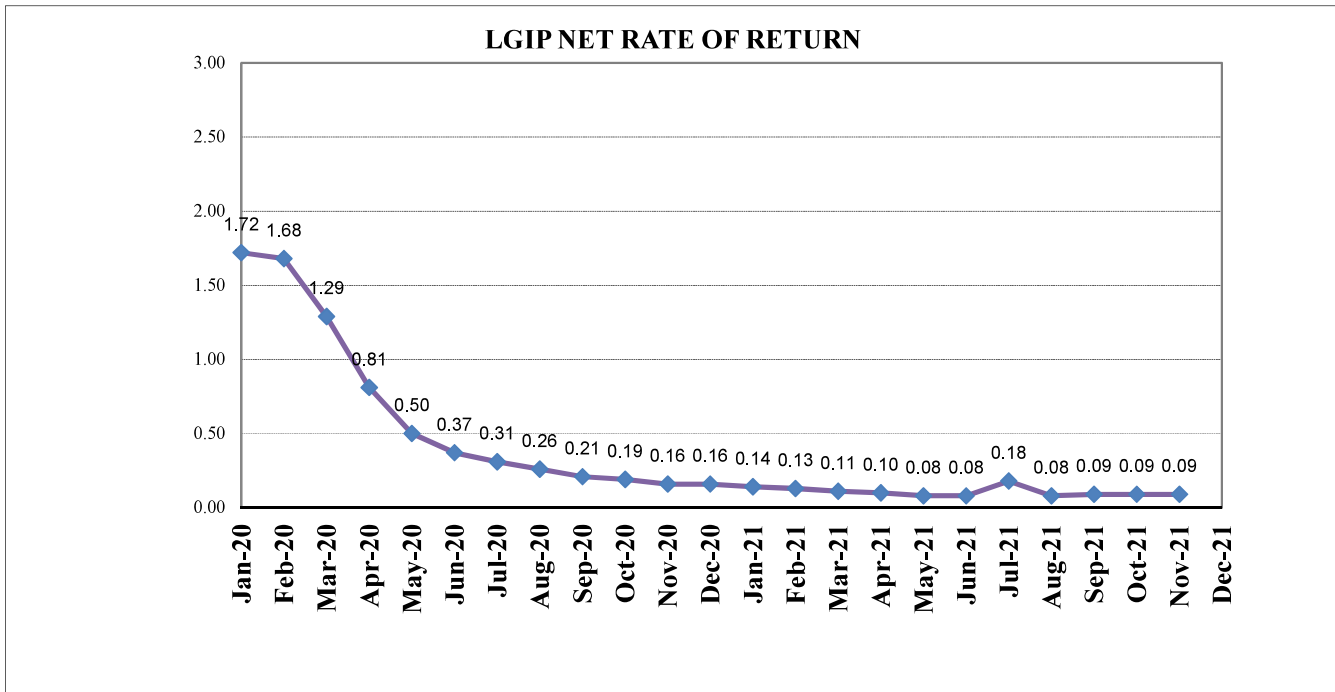
* Amounts in millions of dollars



**WASHINGTON STATE
LOCAL GOVERNMENT INVESTMENT POOL
December 31, 2021**

Investment Type	Average Balance Dec-21	Dec-21 Percentage	Average Balance CY 2021	2021 Percentage
Agency Bullets	49,999,877.66	0.23%	62,657,430.34	0.29%
Agency Discount Notes	1,584,756,525.44	7.22%	928,650,108.18	4.25%
Agency Floating Rate Notes	2,775,825,833.79	12.64%	2,616,945,188.70	11.98%
Agency Variable Rate Notes	138,708,474.45	0.63%	202,830,827.49	0.93%
Certificates of Deposit	92,754,032.26	0.42%	117,726,369.86	0.54%
IB Bank Deposit	2,207,199,800.79	10.05%	2,263,421,319.35	10.36%
Repurchase Agreements	896,838,709.67	4.08%	689,183,561.62	3.15%
SOFR Floating Rate Notes	0.00	0.00%	0.00	0.00%
Supras - Bullets	100,280,207.10	0.46%	149,086,538.70	0.68%
Supras - Discount Notes	99,986,166.67	0.46%	117,783,456.01	0.54%
Supras- Floating Rate Notes	0.00	0.00%	0.00	0.00%
Supras - Variables	0.00	0.00%	0.00	0.00%
Term Repurchase Agreements	503,225,806.45	2.29%	462,328,767.12	2.12%
U.S. Treasury Securities	12,207,888,880.37	55.60%	13,165,303,449.29	60.26%
US Treasury Floating Rate Notes	1,297,624,772.02	5.91%	1,070,675,666.65	4.90%
Total Avg Daily Balance	21,955,089,086.66	100.00%	21,846,592,683.32	100.00%

Avg Days to Maturity 34 days



* Rates are calculated on a 365-day basis