

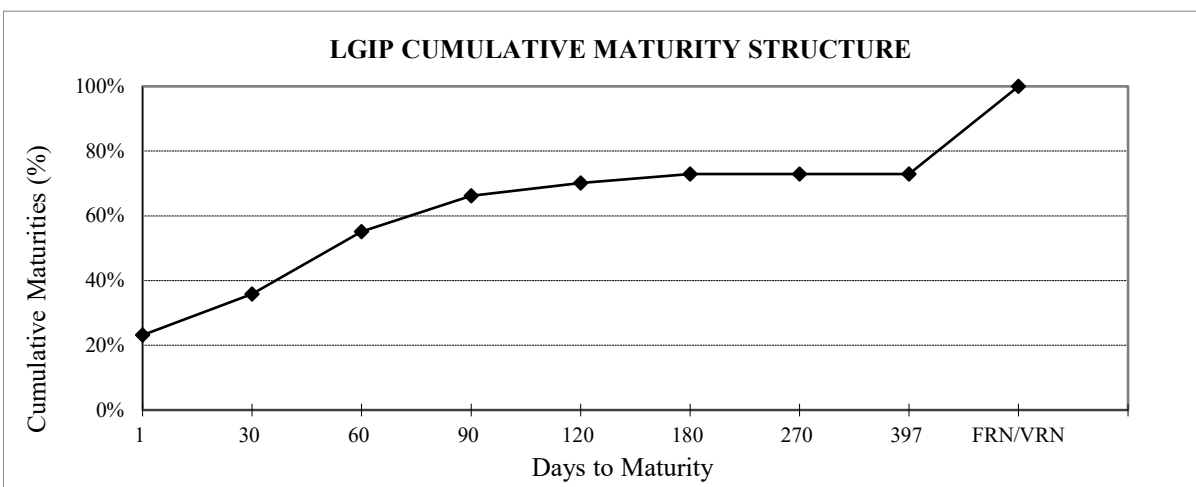
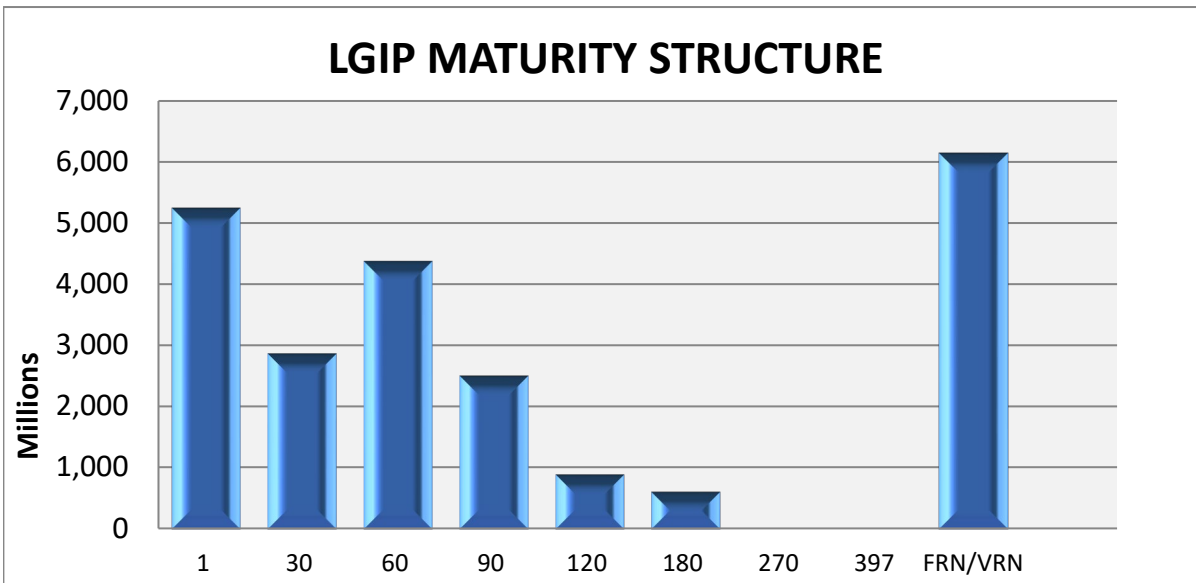
**WASHINGTON STATE
LOCAL GOVERNMENT INVESTMENT POOL
August 31, 2022**

<u>DAYS TO MATURITY</u>	<u>\$ MATURING (PAR VALUE)*</u>	<u>% MATURING</u>	<u>CUMULATIVE % MATURING</u>
1	5,250.95	23.1%	23.1%
2-30	2,872.12	12.7%	35.8%
31-60	4,385.00	19.3%	55.1%
61-90	2,511.68	11.1%	66.2%
91-120	900.00	4.0%	70.2%
121-180	617.13	2.7%	72.9%
181-270	0.00	0.0%	72.9%
271-397	0.00	0.0%	72.9%
FRN/VRN	6,153.51	27.1%	100.0%

PORTFOLIO TOTAL:

22,690.39

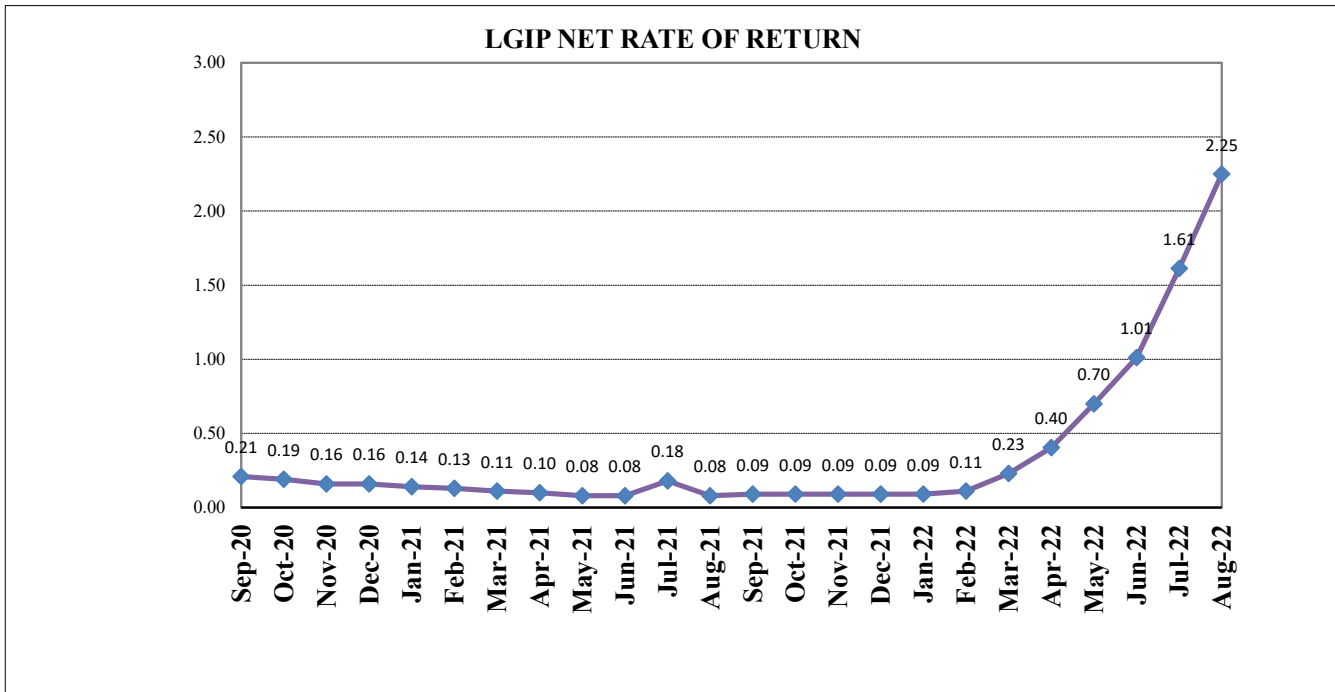
* Amounts in millions of dollars



**WASHINGTON STATE
LOCAL GOVERNMENT INVESTMENT POOL
August 31, 2022**

Investment Type	Average Balance Aug-22	Aug-22 Percentage	Average Balance CY 2022	2022 Percentage
Agency Bullets	0.00	0.00%	10,699,576.06	0.05%
Agency Discount Notes	2,628,560,956.28	11.33%	1,790,669,846.01	7.93%
Agency Floating Rate Notes	5,450,200,739.12	23.49%	4,397,372,325.89	19.47%
Agency Variable Rate Notes	0.00	0.00%	823,045.27	0.00%
Certificates of Deposit	37,125,000.00	0.16%	63,361,625.52	0.28%
IB Bank Deposit	1,547,932,587.54	6.67%	1,795,239,021.52	7.95%
Repurchase Agreements	5,017,258,064.51	21.62%	3,585,329,218.07	15.87%
SOFR Floating Rate Notes	0.00	0.00%	0.00	0.00%
Supras - Bullets	0.00	0.00%	16,482,155.62	0.07%
Supras - Discount Notes	536,672,296.15	2.31%	445,302,057.38	1.97%
Supras- Floating Rate Notes	0.00	0.00%	0.00	0.00%
Supras - Variables	0.00	0.00%	0.00	0.00%
Term Repurchase Agreements	116,129,032.26	0.50%	653,703,703.70	2.89%
U.S. Treasury Securities	7,197,815,985.39	31.02%	8,947,998,501.04	39.62%
US Treasury Floating Rate Notes	672,343,791.87	2.90%	878,422,994.04	3.89%
Total Avg Daily Balance	23,204,038,453.13	100.00%	22,585,404,070.11	100.00%

Avg Days to Maturity 25 days



* Rates are calculated on a 365-day basis