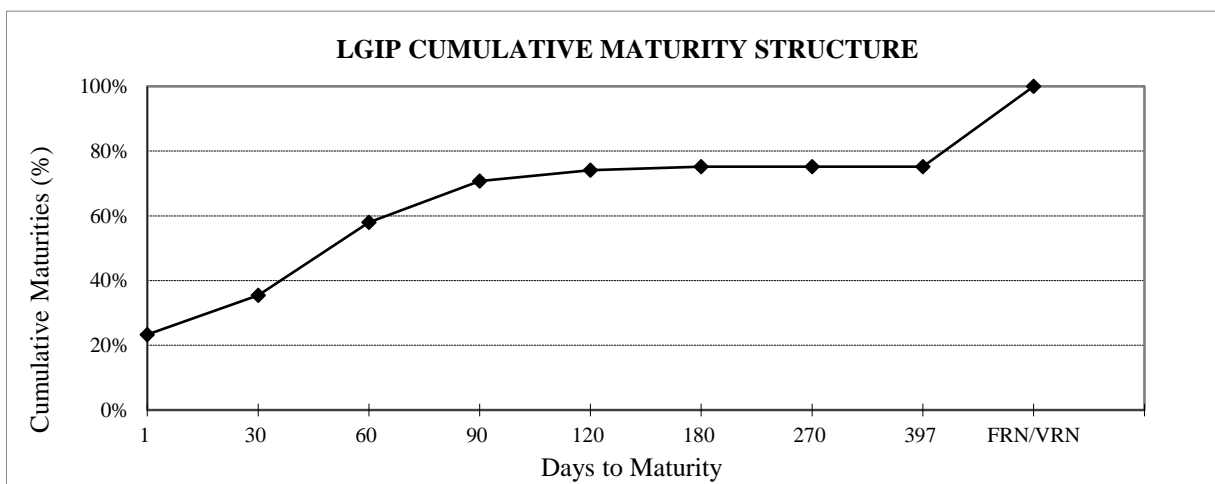
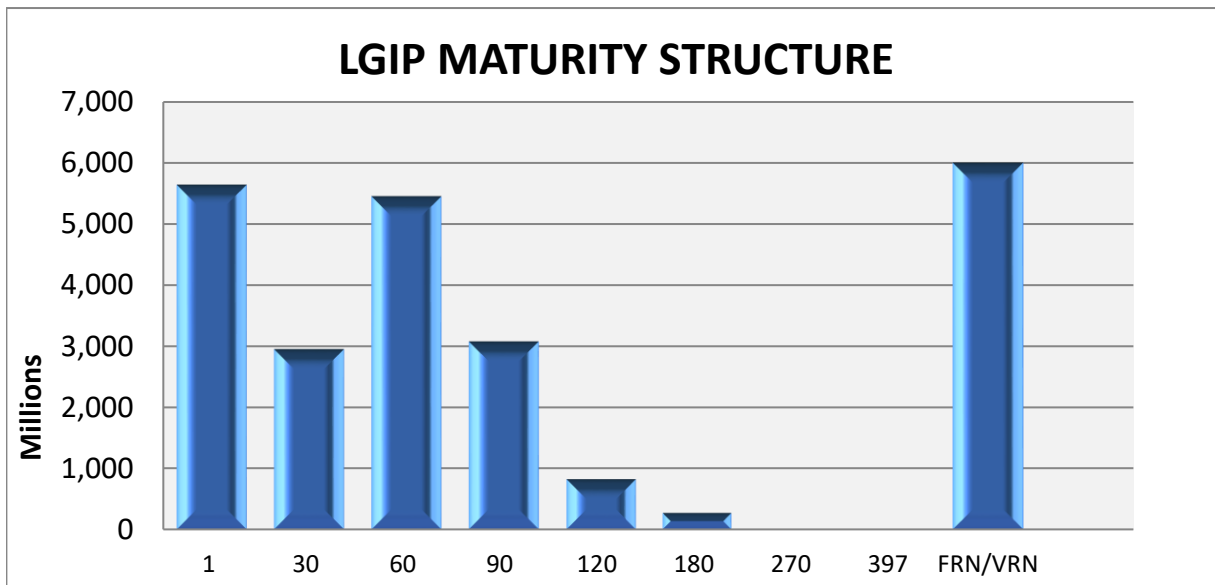


**WASHINGTON STATE
LOCAL GOVERNMENT INVESTMENT POOL
April 30, 2022**

| <u>DAYS TO MATURITY</u> | <u>\$ MATURING (PAR VALUE)*</u> | <u>% MATURING</u> | <u>CUMULATIVE % MATURING</u> |
|-------------------------|---------------------------------|-------------------|------------------------------|
| 1 | 5,632.27 | 23.3% | 23.3% |
| 2-30 | 2,942.00 | 12.2% | 35.5% |
| 31-60 | 5,441.78 | 22.5% | 58.0% |
| 61-90 | 3,065.63 | 12.7% | 70.7% |
| 91-120 | 821.58 | 3.4% | 74.1% |
| 121-180 | 267.00 | 1.1% | 75.2% |
| 181-270 | 0.00 | 0.0% | 75.2% |
| 271-397 | 0.00 | 0.0% | 75.2% |
| FRN/VRN | 5,992.51 | 24.8% | 100.0% |

PORTFOLIO TOTAL: 24,162.77

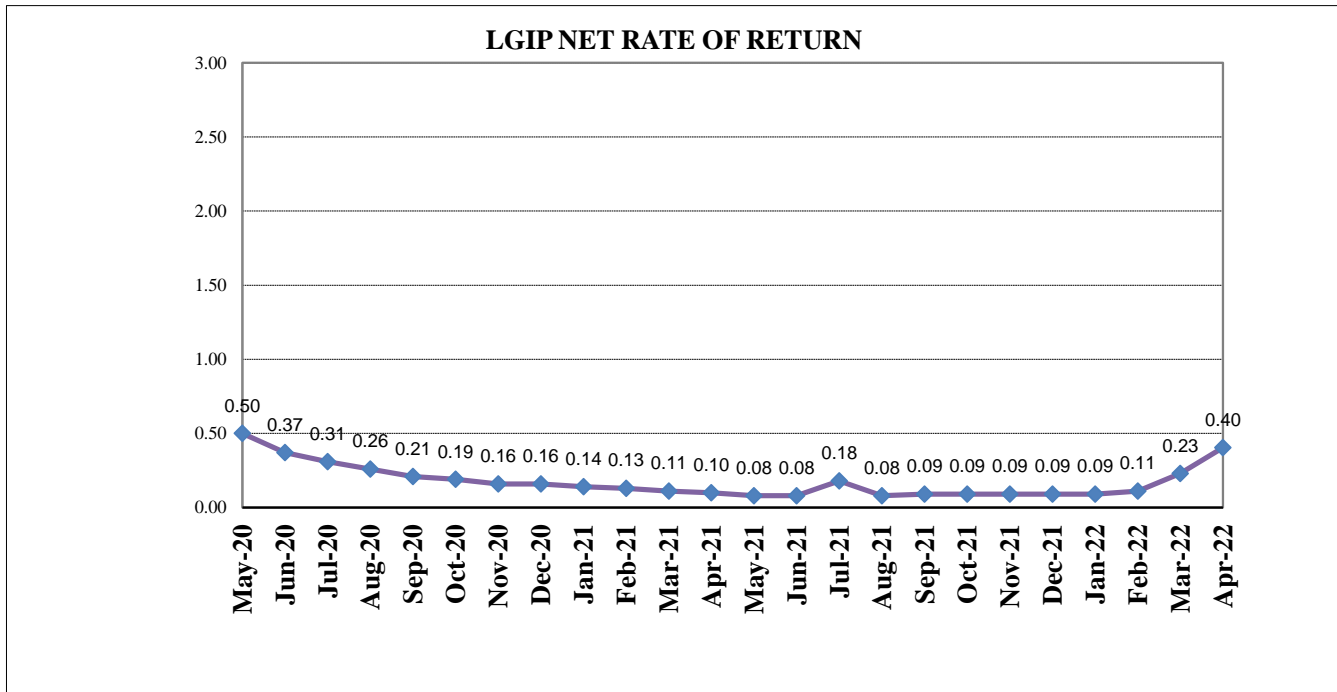
* Amounts in millions of dollars



**WASHINGTON STATE
LOCAL GOVERNMENT INVESTMENT POOL
April 30, 2022**

| Investment Type | Average Balance Apr-22 | Apr-22 Percentage | Average Balance CY 2022 | 2022 Percentage |
|---------------------------------|---------------------------|----------------------|----------------------------|--------------------|
| Agency Bullets | 0.00 | 0.00% | 21,666,641.53 | 0.10% |
| Agency Discount Notes | 1,738,452,064.14 | 8.03% | 1,362,194,868.93 | 6.60% |
| Agency Floating Rate Notes | 4,094,618,873.93 | 18.91% | 3,020,716,185.07 | 14.64% |
| Agency Variable Rate Notes | 0.00 | 0.00% | 1,666,666.67 | 0.01% |
| Certificates of Deposit | 50,291,666.67 | 0.23% | 76,941,666.67 | 0.37% |
| IB Bank Deposit | 1,637,207,206.08 | 7.56% | 2,030,481,951.05 | 9.84% |
| Repurchase Agreements | 3,292,666,666.66 | 15.21% | 2,142,749,999.99 | 10.38% |
| SOFR Floating Rate Notes | 0.00 | 0.00% | 0.00 | 0.00% |
| Supras - Bullets | 0.00 | 0.00% | 33,376,365.14 | 0.16% |
| Supras - Discount Notes | 512,795,011.11 | 2.37% | 298,097,176.39 | 1.44% |
| Supras- Floating Rate Notes | 0.00 | 0.00% | 0.00 | 0.00% |
| Supras - Variables | 0.00 | 0.00% | 0.00 | 0.00% |
| Term Repurchase Agreements | 1,815,000,000.00 | 8.38% | 998,750,000.00 | 4.84% |
| U.S. Treasury Securities | 7,564,121,958.58 | 34.93% | 9,616,047,166.90 | 46.59% |
| US Treasury Floating Rate Notes | 947,519,333.50 | 4.38% | 1,035,046,384.07 | 5.02% |
| Total Avg Daily Balance | 21,652,672,780.66 | 100.00% | 20,637,735,072.39 | 100.00% |

Avg Days to Maturity 26 days



* Rates are calculated on a 365-day basis