

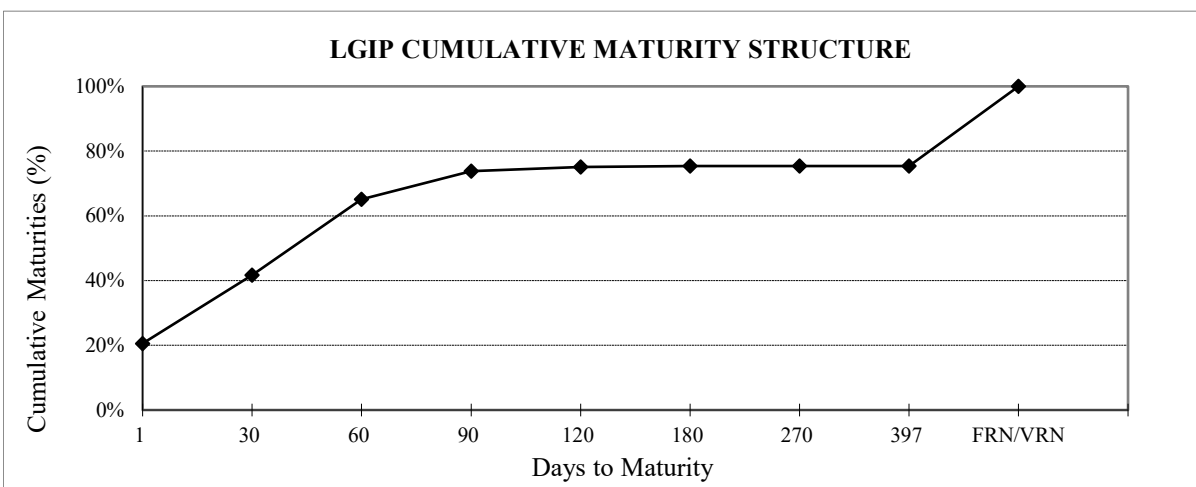
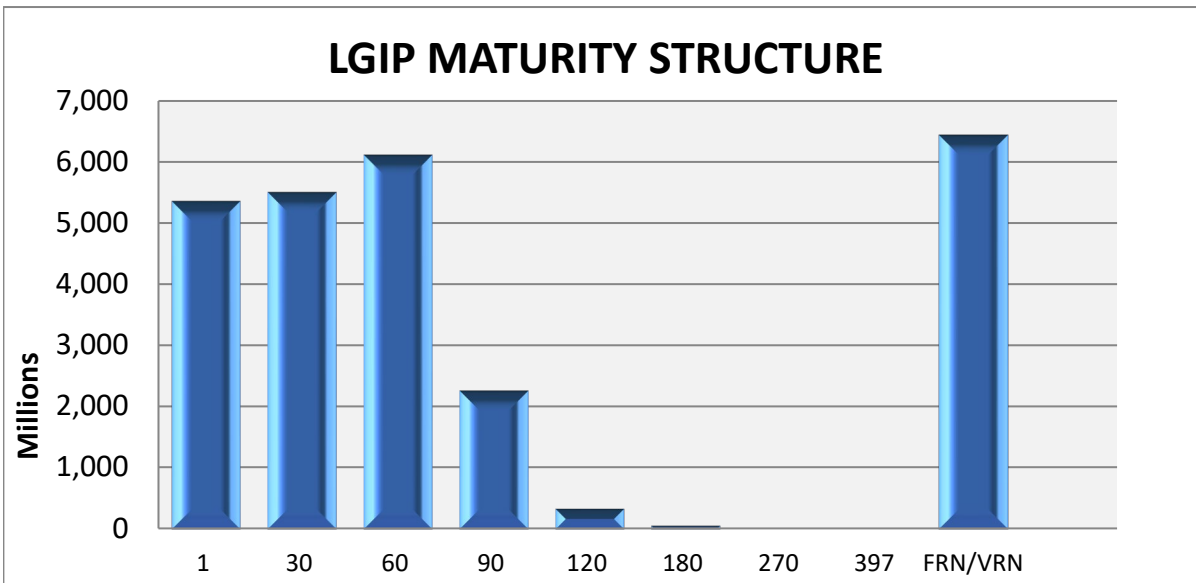
**WASHINGTON STATE
LOCAL GOVERNMENT INVESTMENT POOL
May 31, 2022**

<u>DAYS TO MATURITY</u>	<u>\$ MATURING (PAR VALUE)*</u>	<u>% MATURING</u>	<u>CUMULATIVE % MATURING</u>
1	5,363.10	20.6%	20.6%
2-30	5,508.31	21.1%	41.7%
31-60	6,115.63	23.4%	65.1%
61-90	2,271.58	8.7%	73.8%
91-120	339.12	1.3%	75.1%
121-180	57.00	0.2%	75.3%
181-270	0.00	0.0%	75.3%
271-397	0.00	0.0%	75.3%
FRN/VRN	6,433.51	24.7%	100.0%

PORTFOLIO TOTAL:

26,088.25

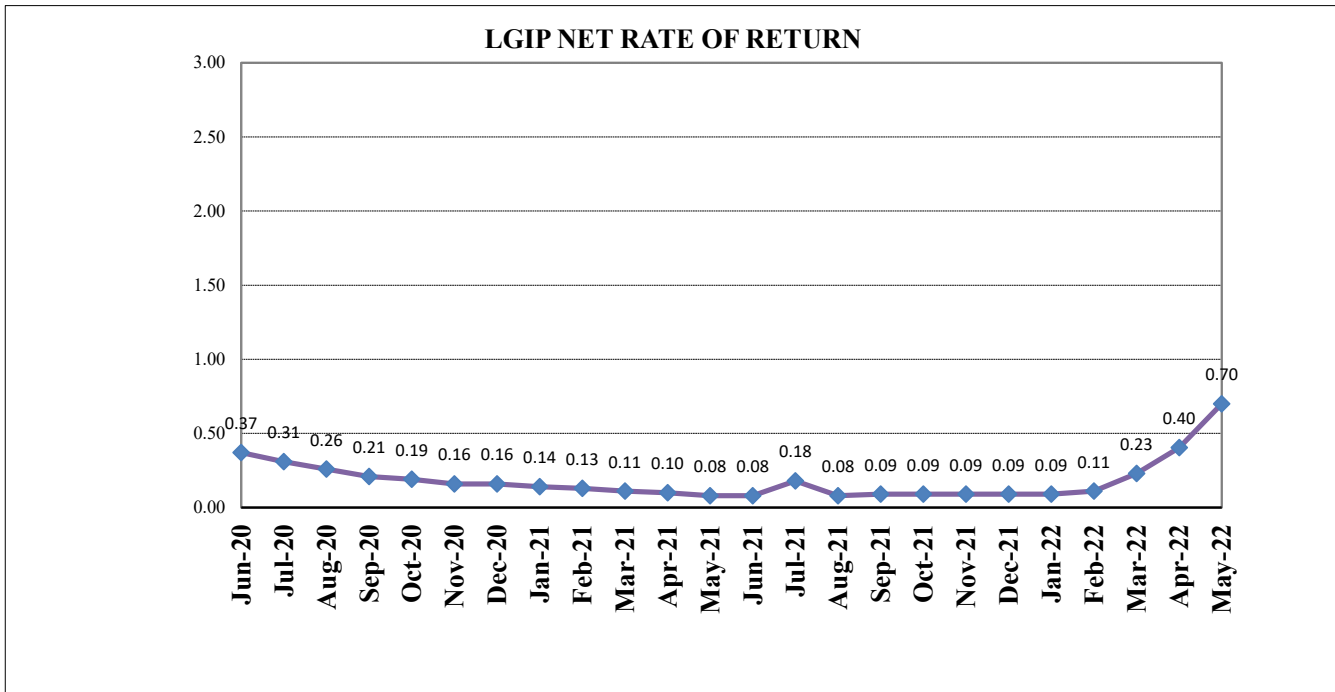
* Amounts in millions of dollars



**WASHINGTON STATE
LOCAL GOVERNMENT INVESTMENT POOL
May 31, 2022**

Investment Type	Average Balance May-22	May-22 Percentage	Average Balance CY 2022	2022 Percentage
Agency Bullets	0.00	0.00%	17,218,523.07	0.08%
Agency Discount Notes	1,767,662,947.96	6.83%	1,445,436,659.99	6.66%
Agency Floating Rate Notes	5,403,485,395.20	20.87%	3,509,893,969.93	16.16%
Agency Variable Rate Notes	0.00	0.00%	1,324,503.31	0.01%
Certificates of Deposit	59,625,000.00	0.23%	73,386,589.41	0.34%
IB Bank Deposit	1,584,752,394.58	6.12%	1,938,974,558.65	8.93%
Repurchase Agreements	4,889,838,709.67	18.88%	2,706,721,854.28	12.46%
SOFR Floating Rate Notes	0.00	0.00%	0.00	0.00%
Supras - Bullets	0.00	0.00%	26,524,263.69	0.12%
Supras - Discount Notes	625,110,029.57	2.41%	365,232,265.45	1.68%
Supras- Floating Rate Notes	0.00	0.00%	0.00	0.00%
Supras - Variables	0.00	0.00%	0.00	0.00%
Term Repurchase Agreements	1,103,225,806.45	4.26%	1,020,198,675.50	4.70%
U.S. Treasury Securities	9,778,069,492.18	37.76%	9,649,310,028.39	44.43%
US Treasury Floating Rate Notes	681,342,267.03	2.63%	962,431,631.57	4.43%
Total Avg Daily Balance	25,893,112,042.63	100.00%	21,716,653,523.22	100.00%

Avg Days to Maturity 22 days



* Rates are calculated on a 365-day basis