

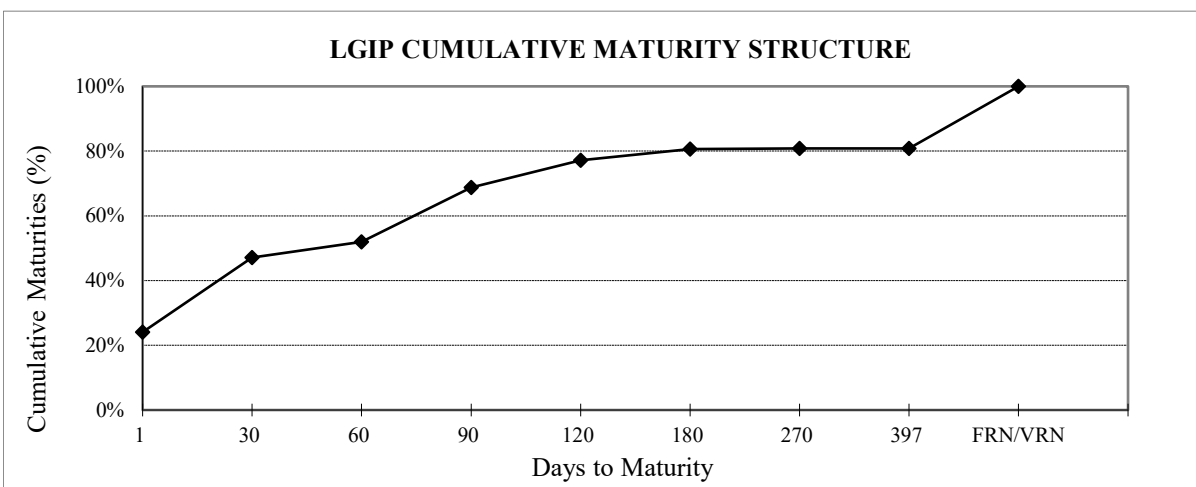
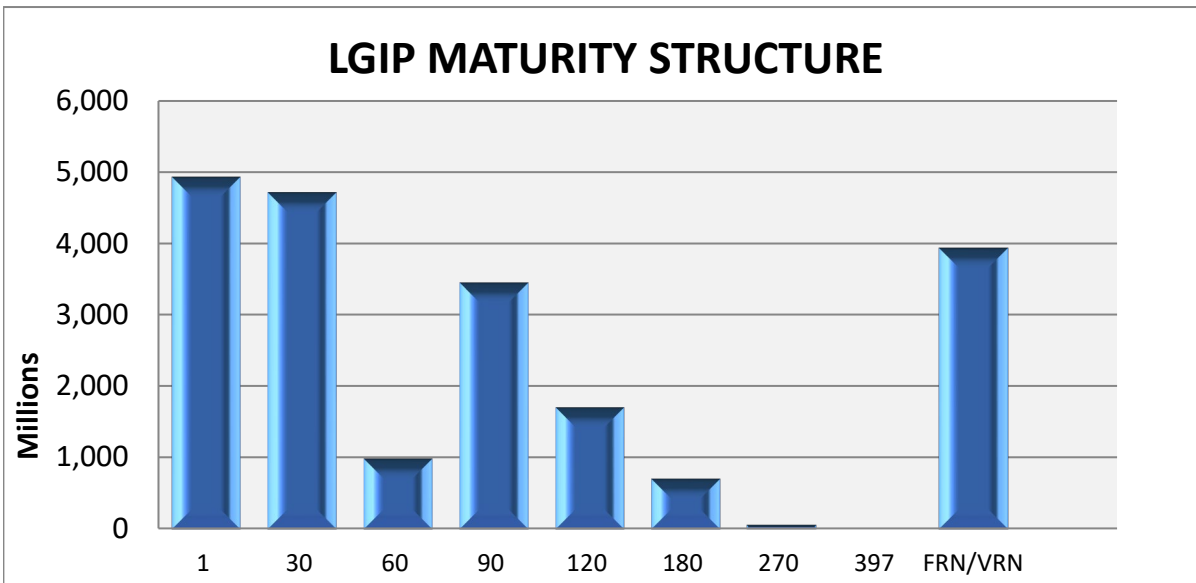
**WASHINGTON STATE
LOCAL GOVERNMENT INVESTMENT POOL
March 31, 2022**

<u>DAYS TO MATURITY</u>	<u>\$ MATURING (PAR VALUE)*</u>	<u>% MATURING</u>	<u>CUMULATIVE % MATURING</u>
1	4,936.96	24.1%	24.1%
2-30	4,720.88	23.0%	47.1%
31-60	992.00	4.8%	51.9%
61-90	3,459.78	16.9%	68.8%
91-120	1,712.63	8.3%	77.1%
121-180	710.00	3.5%	80.6%
181-270	50.00	0.2%	80.8%
271-397	0.00	0.0%	80.8%
FRN/VRN	3,934.51	19.2%	100.0%

PORTFOLIO TOTAL:

20,516.76

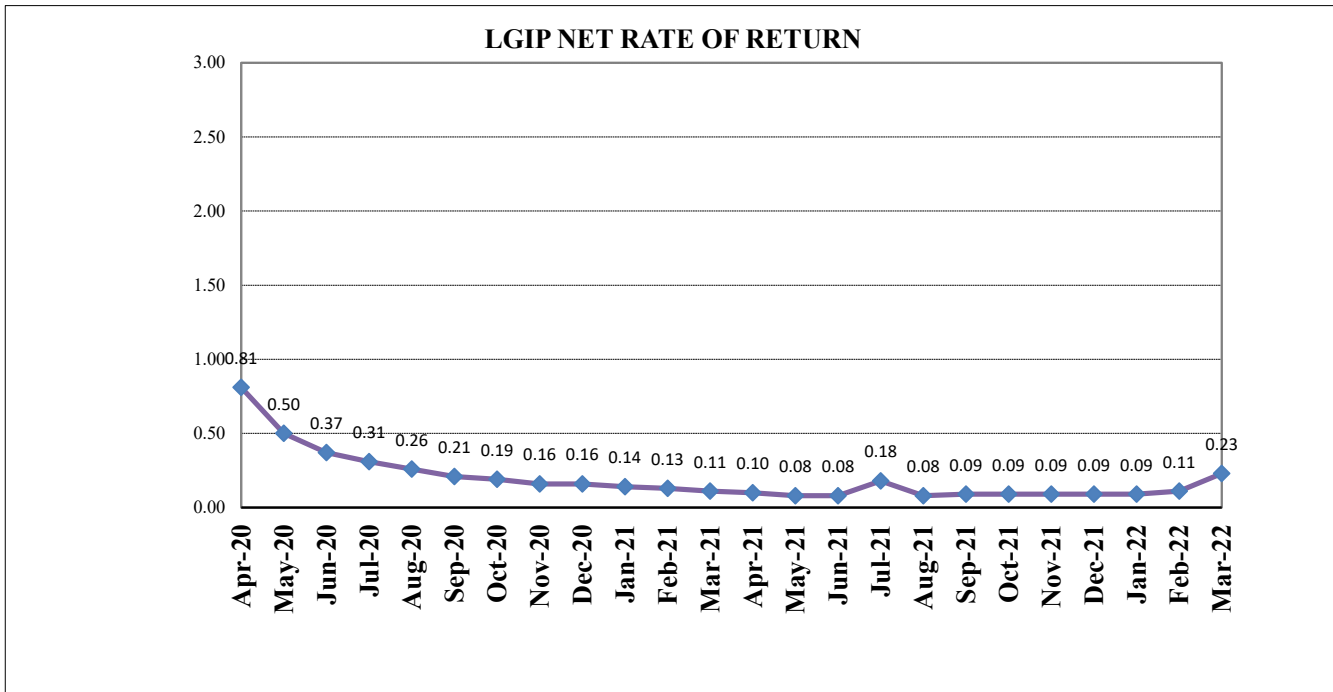
* Amounts in millions of dollars



**WASHINGTON STATE
LOCAL GOVERNMENT INVESTMENT POOL
March 31, 2022**

Investment Type	Average Balance Mar-22	Mar-22 Percentage	Average Balance CY 2022	2022 Percentage
Agency Bullets	0.00	0.00%	28,888,855.37	0.14%
Agency Discount Notes	1,298,039,901.69	6.51%	1,236,775,803.86	6.09%
Agency Floating Rate Notes	2,694,443,884.69	13.51%	2,662,748,622.12	13.12%
Agency Variable Rate Notes	0.00	0.00%	2,222,222.22	0.01%
Certificates of Deposit	68,495,967.74	0.34%	85,825,000.00	0.42%
IB Bank Deposit	1,976,068,383.23	9.91%	2,161,573,532.70	10.65%
Repurchase Agreements	2,604,032,258.06	13.05%	1,759,444,444.43	8.67%
SOFR Floating Rate Notes	0.00	0.00%	0.00	0.00%
Supras - Bullets	0.00	0.00%	44,501,820.18	0.22%
Supras - Discount Notes	486,714,844.08	2.44%	226,531,231.48	1.12%
Supras- Floating Rate Notes	0.00	0.00%	0.00	0.00%
Supras - Variables	0.00	0.00%	0.00	0.00%
Term Repurchase Agreements	1,317,741,935.48	6.61%	726,666,666.67	3.58%
U.S. Treasury Securities	8,557,101,401.17	42.89%	10,300,022,236.34	50.74%
US Treasury Floating Rate Notes	947,533,708.92	4.75%	1,064,222,067.59	5.24%
Total Avg Daily Balance	19,950,172,285.05	100.00%	20,299,422,502.97	100.00%

Avg Days to Maturity 29 days



* Rates are calculated on a 365-day basis