

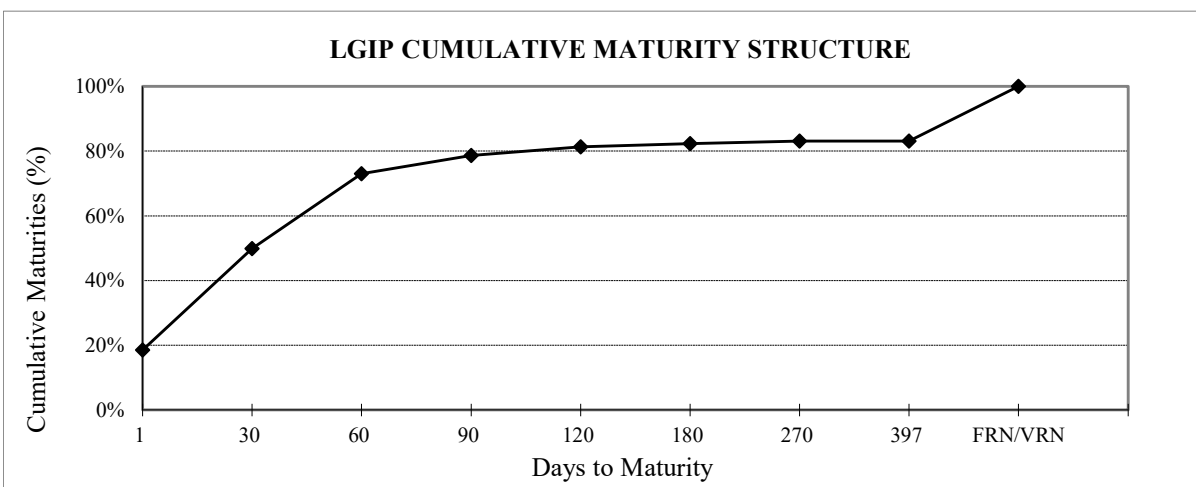
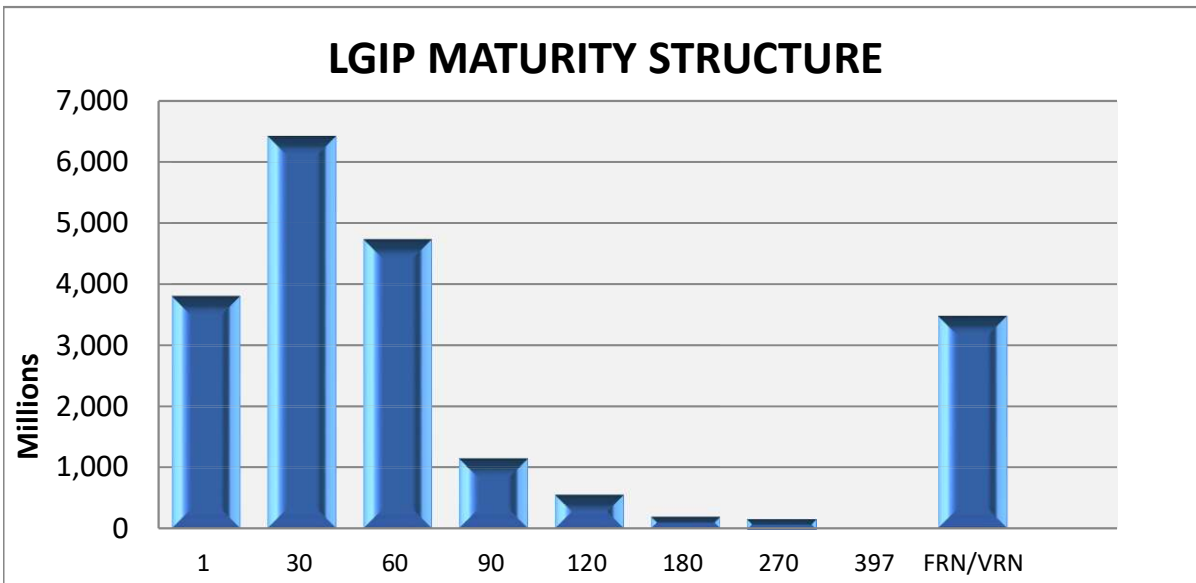
**WASHINGTON STATE
LOCAL GOVERNMENT INVESTMENT POOL
January 31, 2022**

<u>DAYS TO MATURITY</u>	<u>\$ MATURING (PAR VALUE)*</u>	<u>% MATURING</u>	<u>CUMULATIVE % MATURING</u>
1	3,804.14	18.6%	18.6%
2-30	6,419.47	31.3%	49.9%
31-60	4,735.67	23.1%	73.0%
61-90	1,150.00	5.6%	78.7%
91-120	550.00	2.7%	81.3%
121-180	189.63	0.9%	82.3%
181-270	160.00	0.8%	83.0%
271-397	0.00	0.0%	83.0%
FRN/VRN	3,471.81	17.0%	100.0%

PORTFOLIO TOTAL:

20,480.72

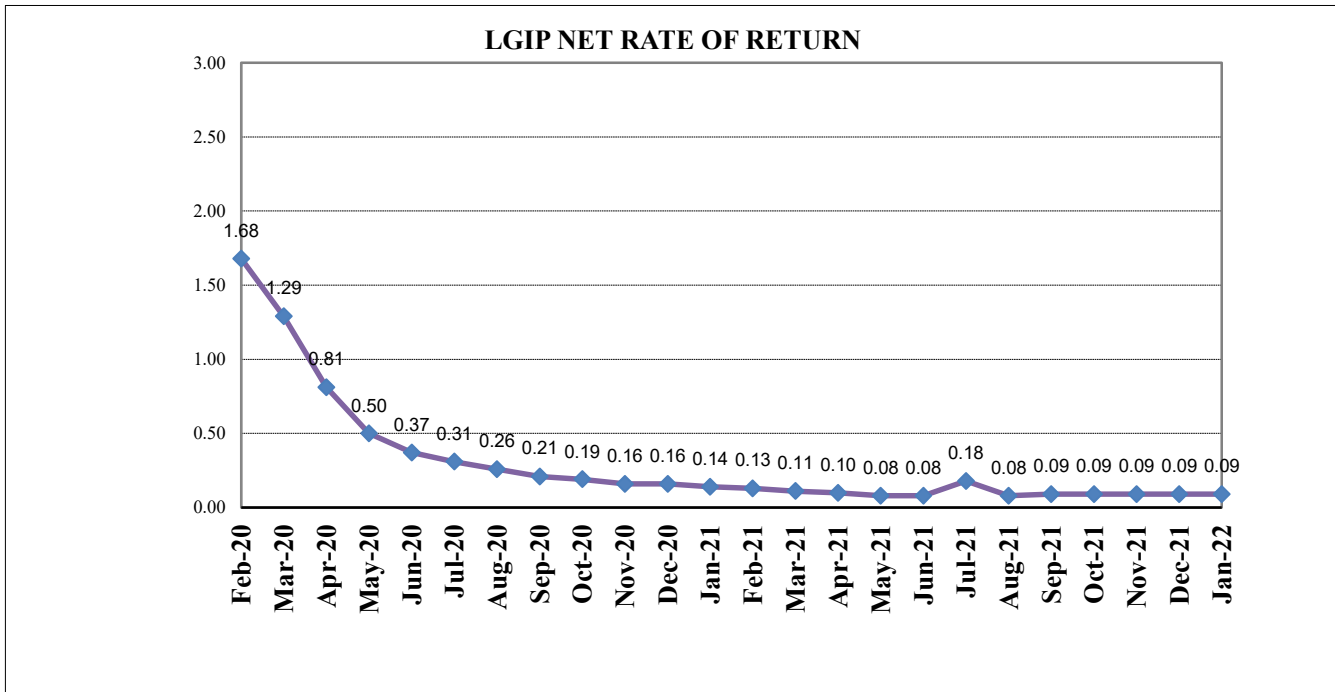
* Amounts in millions of dollars



**WASHINGTON STATE
LOCAL GOVERNMENT INVESTMENT POOL
January 31, 2022**

Investment Type	Average Balance <u>Jan-22</u>	Jan-22 <u>Percentage</u>	Average Balance <u>CY 2022</u>	2022 <u>Percentage</u>
Agency Bullets	49,999,923.91	0.24%	49,999,923.91	0.24%
Agency Discount Notes	1,255,844,695.17	5.96%	1,255,844,695.17	5.96%
Agency Floating Rate Notes	2,804,870,194.05	13.31%	2,804,870,194.05	13.31%
Agency Variable Rate Notes	6,451,612.90	0.03%	6,451,612.90	0.03%
Certificates of Deposit	95,205,645.16	0.45%	95,205,645.16	0.45%
IB Bank Deposit	2,231,839,173.74	10.59%	2,231,839,173.74	10.59%
Repurchase Agreements	1,316,935,483.87	6.25%	1,316,935,483.87	6.25%
SOFR Floating Rate Notes	0.00	0.00%	0.00	0.00%
Supras - Bullets	100,156,115.38	0.48%	100,156,115.38	0.48%
Supras - Discount Notes	99,991,333.34	0.47%	99,991,333.34	0.47%
Supras- Floating Rate Notes	0.00	0.00%	0.00	0.00%
Supras - Variables	0.00	0.00%	0.00	0.00%
Term Repurchase Agreements	96,774,193.55	0.46%	96,774,193.55	0.46%
U.S. Treasury Securities	11,735,203,511.29	55.67%	11,735,203,511.29	55.67%
US Treasury Floating Rate Notes	1,286,294,622.38	6.10%	1,286,294,622.38	6.10%
Total Avg Daily Balance	21,079,566,504.73	100.00%	21,079,566,504.75	100.00%

Avg Days to Maturity 26 days



* Rates are calculated on a 365-day basis