

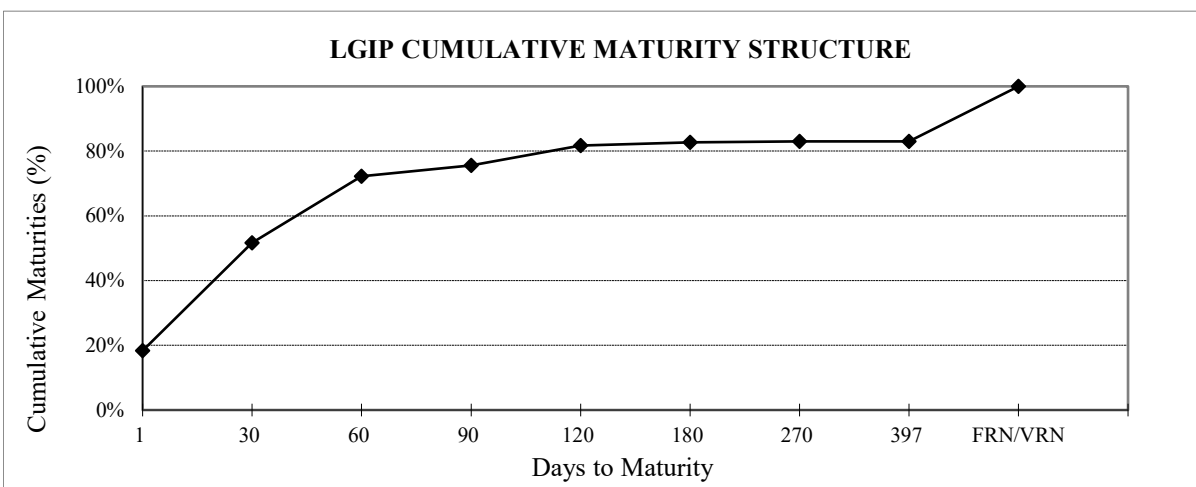
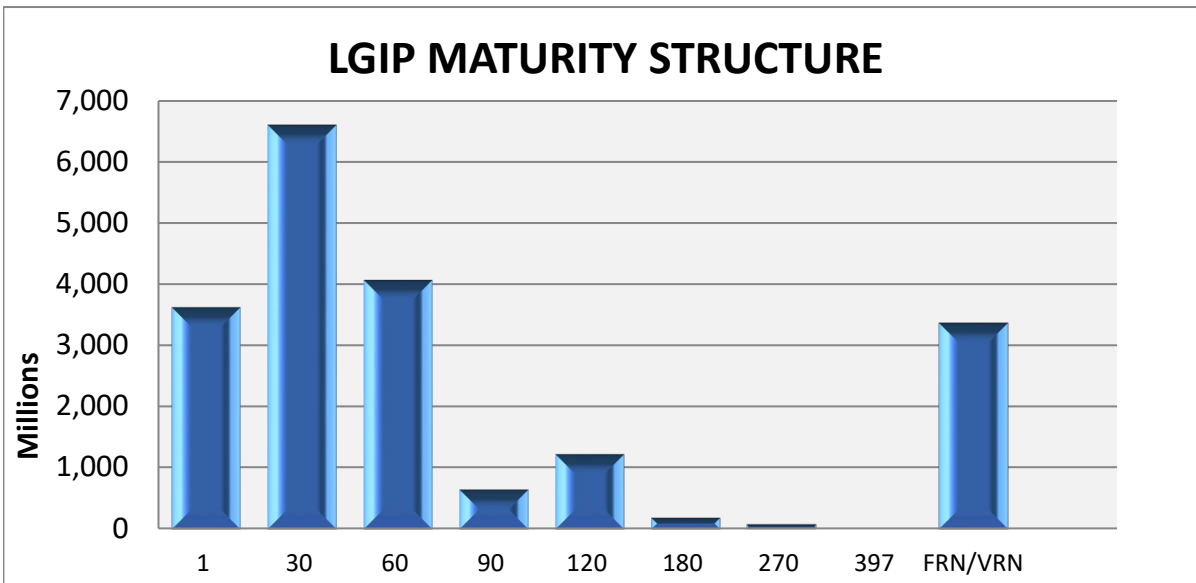
**WASHINGTON STATE  
LOCAL GOVERNMENT INVESTMENT POOL  
February 28, 2022**

<u>DAYS TO MATURITY</u>	<u>\$ MATURING (PAR VALUE)*</u>	<u>% MATURING</u>	<u>CUMULATIVE % MATURING</u>
1	3,629.60	18.3%	18.3%
2-30	6,601.99	33.3%	51.7%
31-60	4,070.88	20.6%	72.2%
61-90	650.00	3.3%	75.5%
91-120	1,229.35	6.2%	81.7%
121-180	189.63	1.0%	82.7%
181-270	60.00	0.3%	83.0%
271-397	0.00	0.0%	83.0%
FRN/VRN	3,364.85	17.0%	100.0%

**PORTFOLIO TOTAL:**

19,796.30

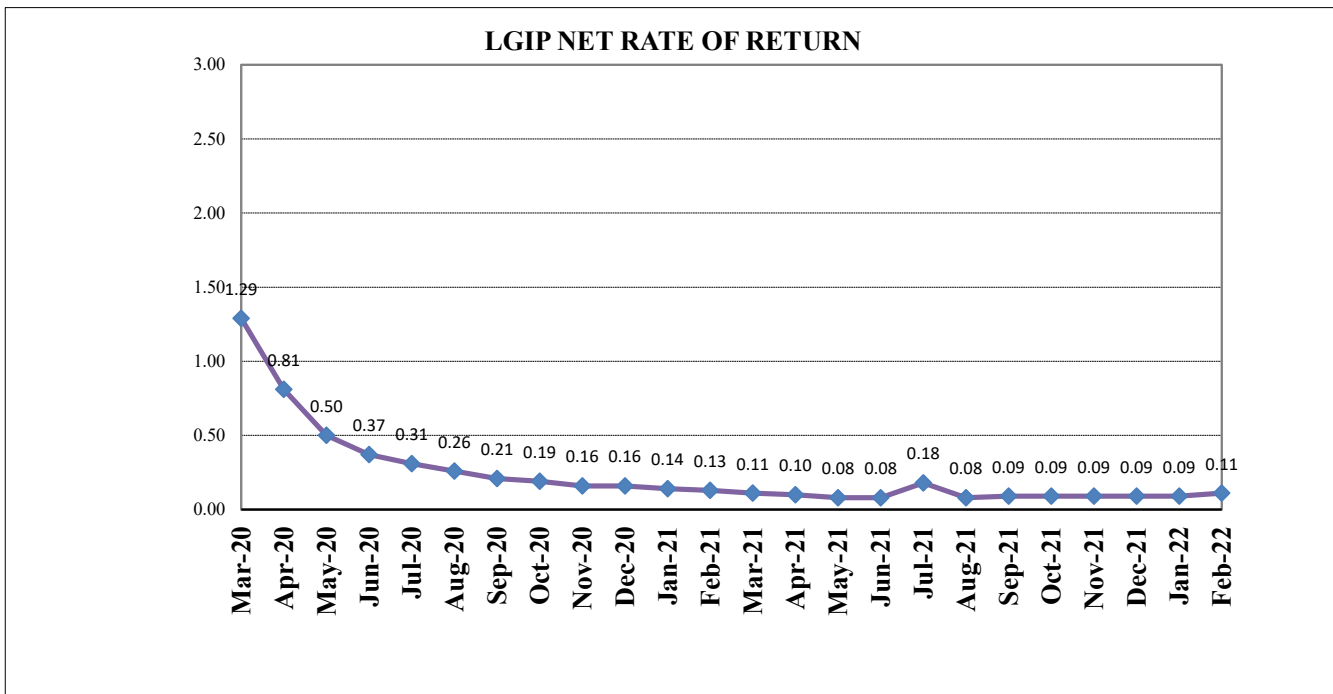
\* Amounts in millions of dollars



**WASHINGTON STATE  
LOCAL GOVERNMENT INVESTMENT POOL  
February 28, 2022**

Investment Type	Average Balance Feb-22	Feb-22 Percentage	Average Balance CY 2022	2022 Percentage
Agency Bullets	37,499,976.50	0.19%	44,067,745.48	0.22%
Agency Discount Notes	1,147,835,708.74	5.79%	1,204,586,193.14	5.88%
Agency Floating Rate Notes	2,470,308,555.35	12.46%	2,646,095,179.08	12.92%
Agency Variable Rate Notes	0.00	0.00%	3,389,830.51	0.02%
Certificates of Deposit	94,625,000.00	0.48%	94,930,084.75	0.46%
IB Bank Deposit	2,289,160,131.32	11.55%	2,259,042,340.05	11.03%
Repurchase Agreements	1,314,285,714.28	6.63%	1,315,677,966.09	6.42%
SOFR Floating Rate Notes	0.00	0.00%	0.00	0.00%
Supras - Bullets	32,154,437.13	0.16%	67,884,132.48	0.33%
Supras - Discount Notes	78,568,547.62	0.40%	89,824,587.57	0.44%
Supras- Floating Rate Notes	0.00	0.00%	0.00	0.00%
Supras - Variables	0.00	0.00%	0.00	0.00%
Term Repurchase Agreements	769,642,857.14	3.88%	416,101,694.91	2.03%
U.S. Treasury Securities	10,640,733,892.36	53.68%	11,215,794,200.58	54.76%
US Treasury Floating Rate Notes	947,546,707.62	4.78%	1,125,532,900.12	5.49%
<b>Total Avg Daily Balance</b>	<b>19,822,361,528.05</b>	<b>100.00%</b>	<b>20,482,926,854.77</b>	<b>100.00%</b>

Avg Days to Maturity 21 days



\* Rates are calculated on a 365-day basis