

WASHINGTON STATE LOCAL GOVERNMENT INVESTMENT POOL

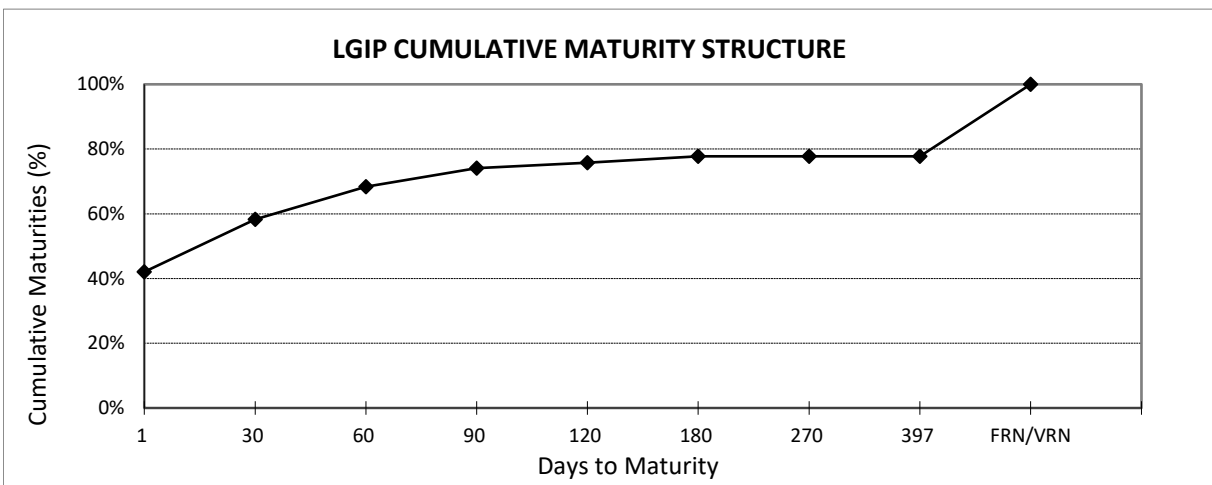
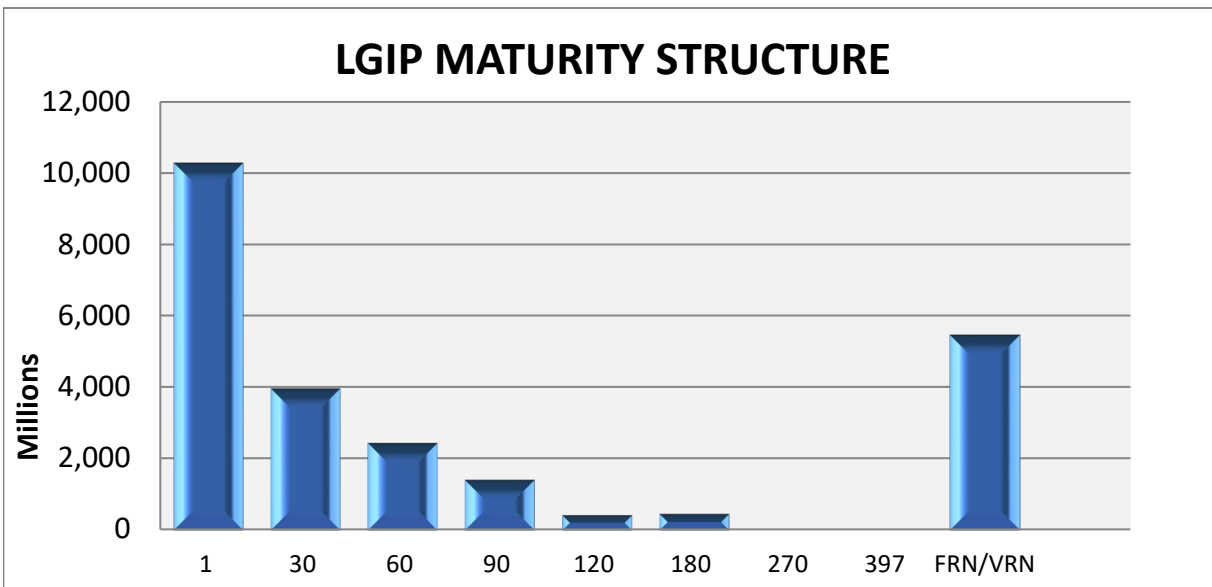
December 31, 2023

<u>DAYS TO MATURITY</u>	<u>\$ MATURING (PAR VALUE)*</u>	<u>% MATURING</u>	<u>CUMULATIVE % MATURING</u>
1	10,278.77	42.1%	42.1%
2-30	3,970.25	16.2%	58.3%
31-60	2,450.00	10.0%	68.3%
61-90	1,415.00	5.8%	74.1%
91-120	420.79	1.7%	75.8%
121-180	465.00	1.9%	77.7%
181-270	0.00	0.0%	77.7%
271-397	0.00	0.0%	77.7%
FRN/VRN	5,444.22	22.3%	100.0%

PORTFOLIO TOTAL:

24,444.03

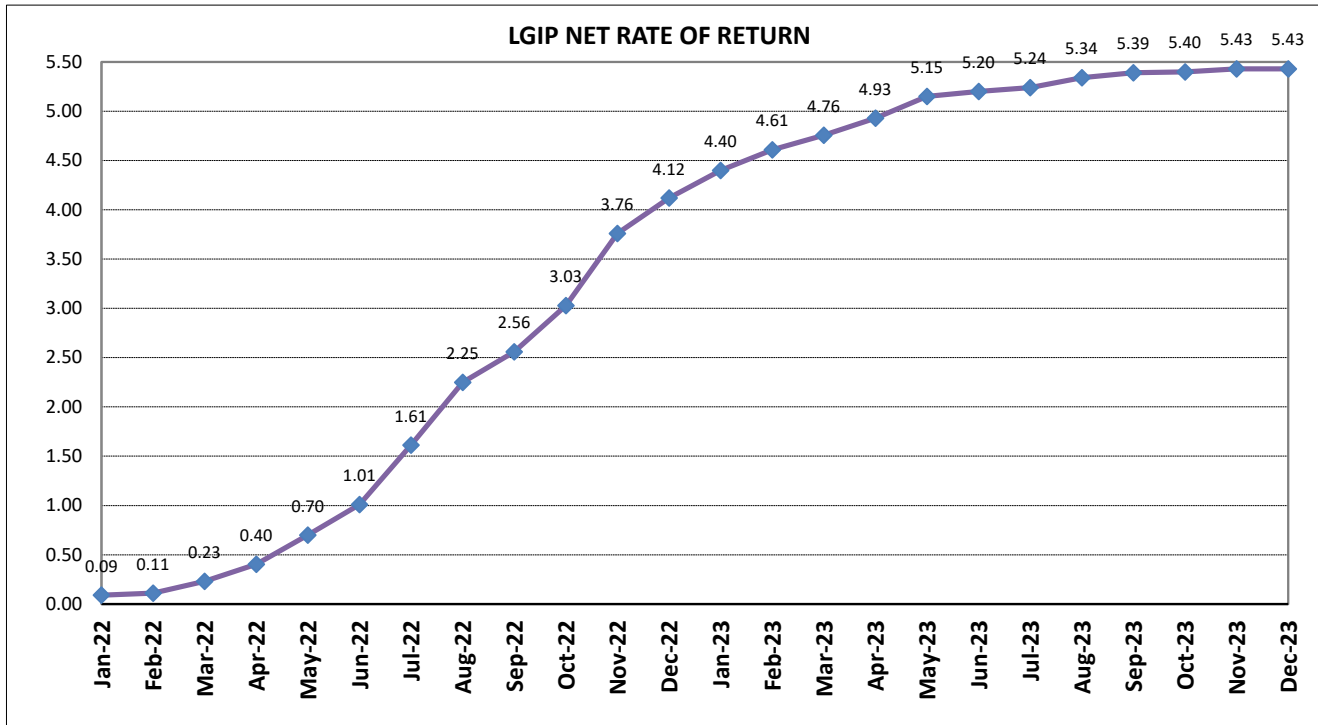
* Amounts in millions of dollars



**WASHINGTON STATE
LOCAL GOVERNMENT INVESTMENT POOL
December 31, 2023**

Investment Type	Average Balance	Dec-23	Average Balance	2023
	<u>Dec-23</u>	<u>Percentage</u>	<u>CY 2023</u>	<u>Percentage</u>
Agency Bullets	0.00	0.00%	0.00	0.00%
Agency Discount Notes	212,711,026.72	0.86%	1,273,076,852.02	5.71%
Agency Floating Rate Notes	4,211,508,691.98	17.03%	4,358,994,569.21	19.57%
Agency Variable Rate Notes	0.00	0.00%	0.00	0.00%
Certificates of Deposit	181,801,724.14	0.74%	164,579,545.45	0.74%
IB Bank Deposit	4,070,743,868.75	16.46%	3,757,379,701.83	16.87%
Repurchase Agreements	6,144,137,931.03	24.85%	4,502,650,137.67	20.21%
SOFR Floating Rate Notes	0.00	0.00%	0.00	0.00%
Supras - Bullets	0.00	0.00%	0.00	0.00%
Supras - Discount Notes	714,934,108.24	2.89%	468,128,126.87	2.10%
Supras- Floating Rate Notes	0.00	0.00%	0.00	0.00%
Supras - Variables	0.00	0.00%	0.00	0.00%
Term Repurchase Agreements	1,241,379,310.34	5.02%	520,661,157.02	2.34%
U.S. Treasury Securities	6,815,567,117.03	27.56%	6,299,779,168.41	28.28%
US Treasury Floating Rate Notes	1,132,805,916.82	4.58%	933,599,979.93	4.19%
Total Avg Daily Balance	24,725,589,695.04	100.00%	22,278,849,238.40	100.00%

Avg Days to Maturity 17 days



* Rates are calculated on a 365-day basis