

WASHINGTON STATE LOCAL GOVERNMENT INVESTMENT POOL

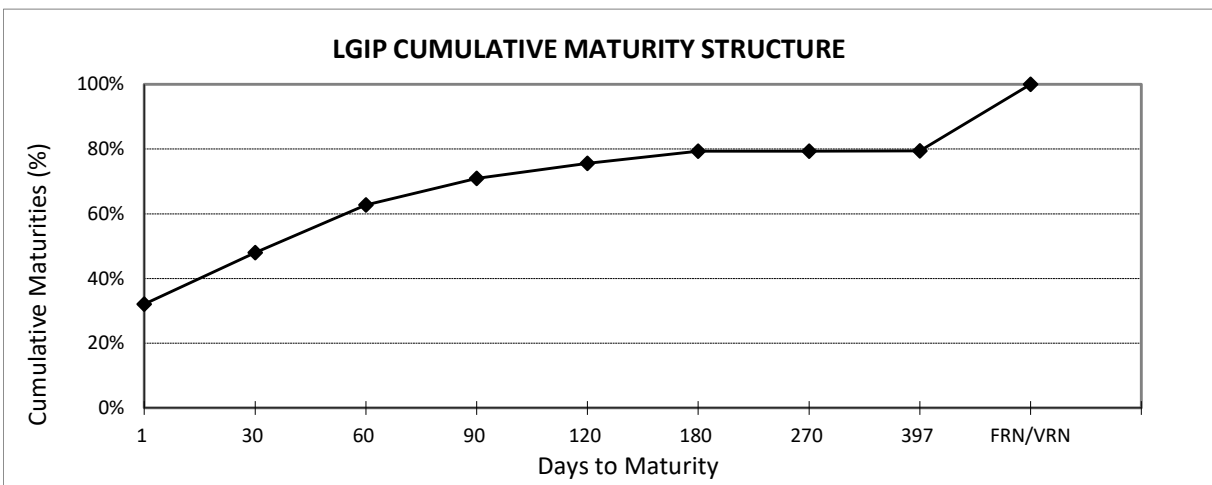
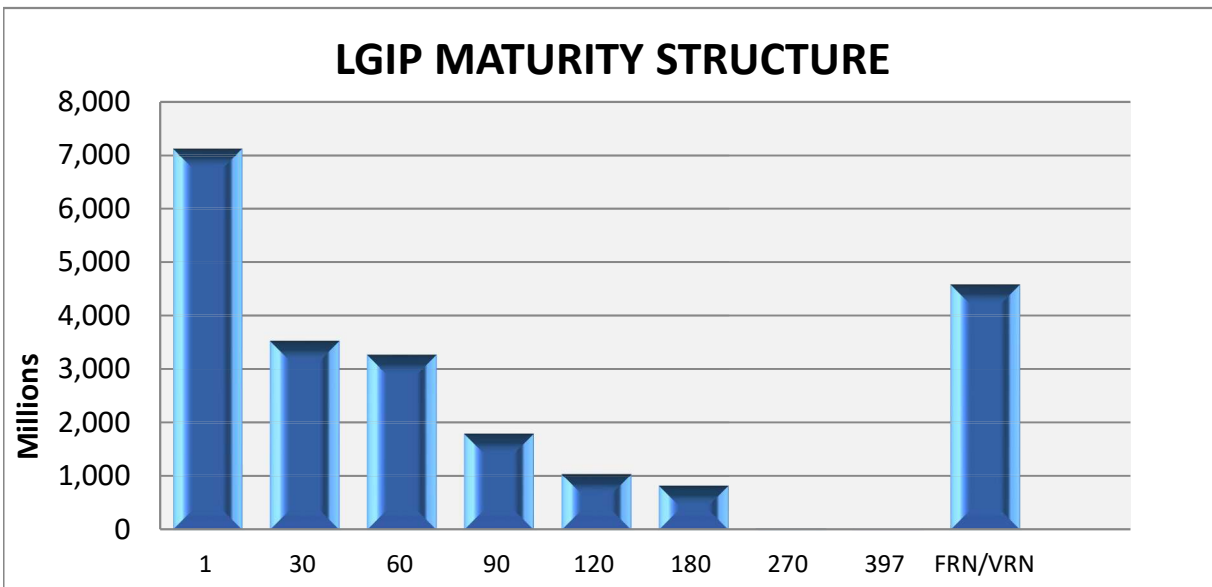
July 31, 2023

<u>DAYS TO MATURITY</u>	<u>\$ MATURING (PAR VALUE)*</u>	<u>% MATURING</u>	<u>CUMULATIVE % MATURING</u>
1	7,115.07	32.1%	32.1%
2-30	3,535.55	15.9%	48.0%
31-60	3,276.70	14.8%	62.8%
61-90	1,800.00	8.1%	70.9%
91-120	1,040.83	4.7%	75.6%
121-180	830.25	3.7%	79.3%
181-270	10.00	0.0%	79.4%
271-397	5.00	0.0%	79.4%
FRN/VRN	4,572.00	20.6%	100.0%

PORTFOLIO TOTAL:

22,185.40

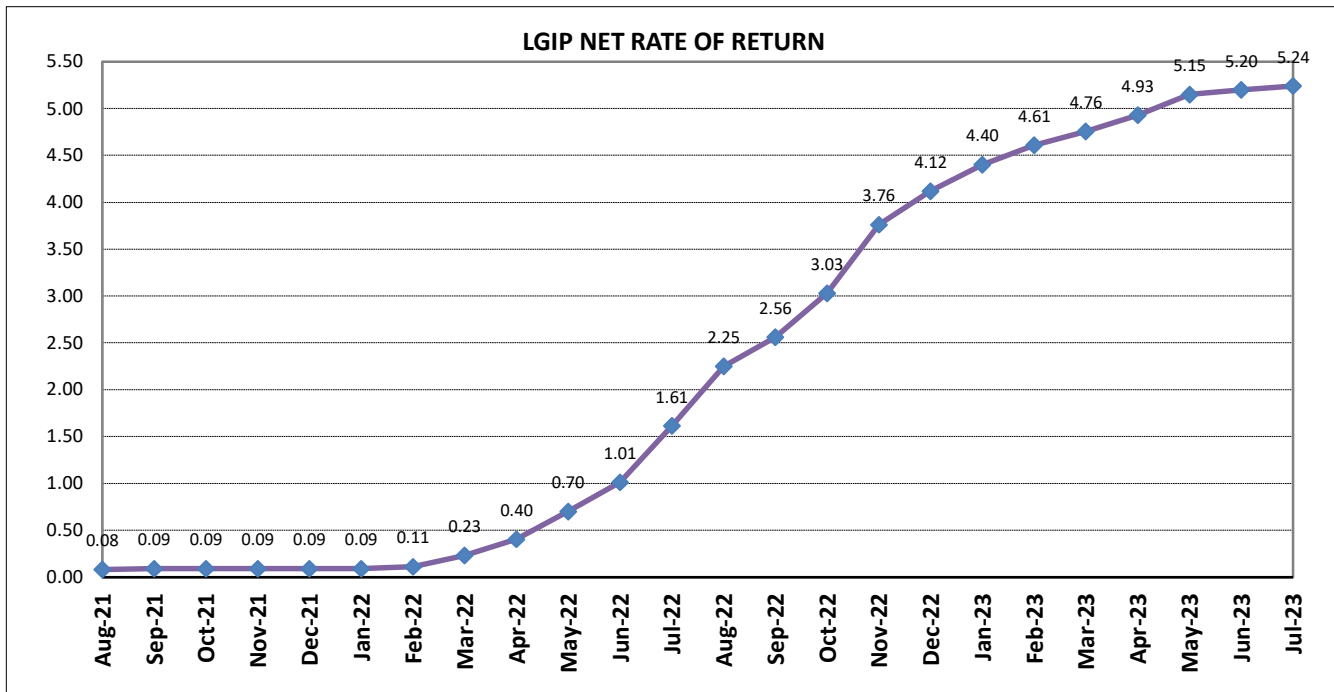
* Amounts in millions of dollars



**WASHINGTON STATE
LOCAL GOVERNMENT INVESTMENT POOL
July 31, 2023**

Investment Type	Average Balance	Jul-23	Average Balance	2023
	<u>Jul-23</u>	<u>Percentage</u>	<u>CY 2023</u>	<u>Percentage</u>
Agency Bullets	0.00	0.00%	0.00	0.00%
Agency Discount Notes	1,265,118,769.17	5.67%	1,692,879,339.23	7.91%
Agency Floating Rate Notes	4,086,109,332.80	18.31%	4,427,065,796.31	20.68%
Agency Variable Rate Notes	0.00	0.00%	0.00	0.00%
Certificates of Deposit	232,758,064.52	1.04%	113,677,476.42	0.53%
IB Bank Deposit	3,917,526,628.23	17.56%	3,649,216,514.89	17.05%
Repurchase Agreements	2,716,774,193.54	12.18%	3,859,391,509.40	18.03%
SOFR Floating Rate Notes	0.00	0.00%	0.00	0.00%
Supras - Bullets	0.00	0.00%	0.00	0.00%
Supras - Discount Notes	395,356,805.55	1.77%	499,113,501.31	2.33%
Supras- Floating Rate Notes	0.00	0.00%	0.00	0.00%
Supras - Variables	0.00	0.00%	0.00	0.00%
Term Repurchase Agreements	0.00	0.00%	206,603,773.58	0.97%
U.S. Treasury Securities	8,903,029,870.87	39.90%	6,108,816,525.53	28.54%
US Treasury Floating Rate Notes	795,059,120.18	3.56%	845,840,256.65	3.95%
Total Avg Daily Balance	22,311,732,784.87	100.00%	21,402,604,693.32	100.00%

Avg Days to Maturity 26 days



* Rates are calculated on a 365-day basis